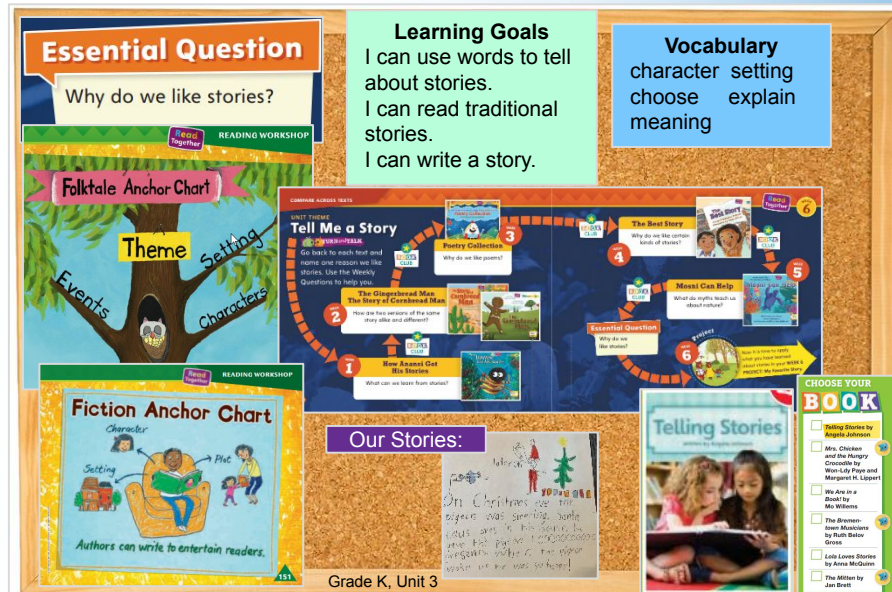



Create a myView Literacy unit theme board.

WHY?

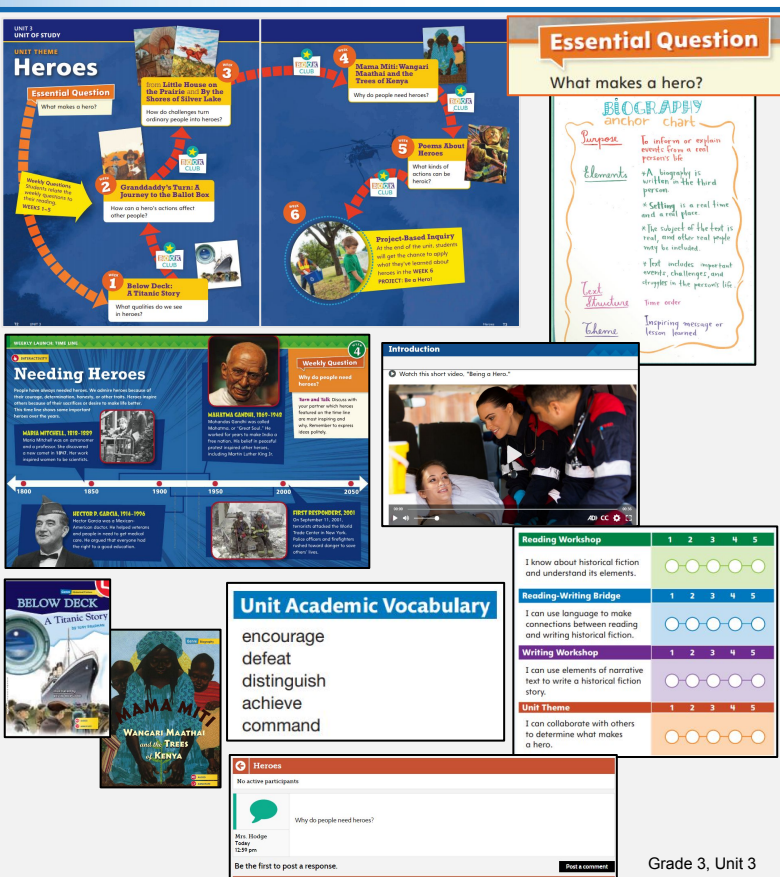
Create a theme board you can use throughout the unit to help students visualize and retain what they are learning. Use this interactive space to engage students and support their discoveries and connections.



HOW?

Make a bulletin board for the classroom or a virtual board for distance learning. Use Padlet, PowerPoint®, or Google Slides™ to create a virtual board. Make sure students can interact with it by adding vocabulary, asking questions, following along on the map, or recording their observations and connections. Consider including:

- Unit Theme
- Essential Question
- Weekly Questions
- Weekly Launch
- Learning Goals
- Videos and Texts
- Academic Vocabulary
- Anchor Charts
- Student work
- Discussion questions



PowerPoint® is either a registered trademark or trademark of Microsoft Corporation in the United States and/or other countries.

© 2021 Google Inc. All rights reserved. Google Slides™ is a trademark of Google Inc.

Copyright © 2021 Savvas Learning Company LLC All Rights Reserved. Savvas™ and Savvas Learning Company™ are the exclusive trademarks of Savvas Learning Company LLC in the US and in other countries.