

Student Experience

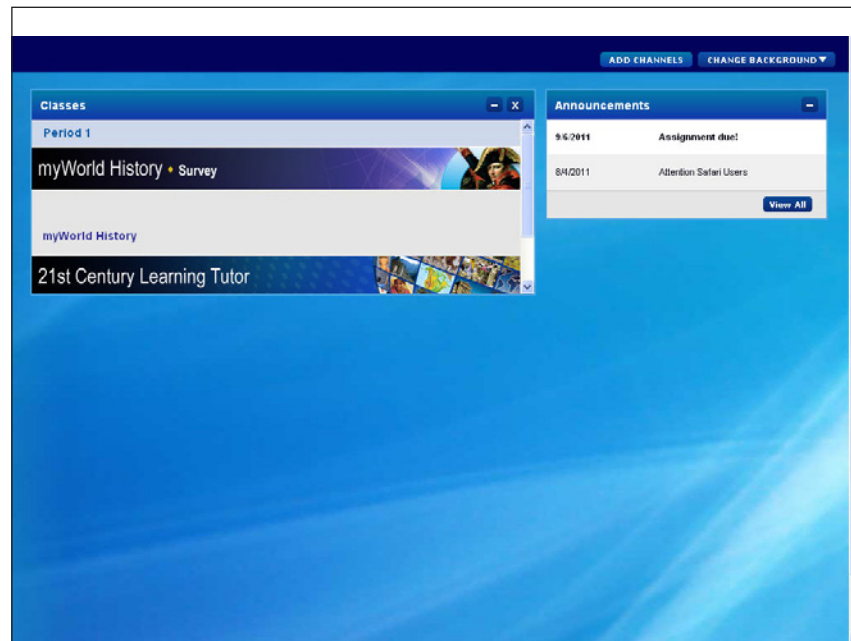
Introduction

This guide provides a summary of the student view of the online program of myWorld History—myworldhistory.com. It also gives directions for students to complete and submit their assignments online.

Student Home Page

The Student Home page contains several sections:

- **Classes channel:** Students access their classes from here.
- **Announcements:** This displays class announcements.
- **Remove channels:** This hides the class channels. Add channels brings them back.
- **Change Background:** This changes the background of the Student Home page.
- **Additional services:** These include mail, My Profile, Help, Support and Sign out.



Student Options

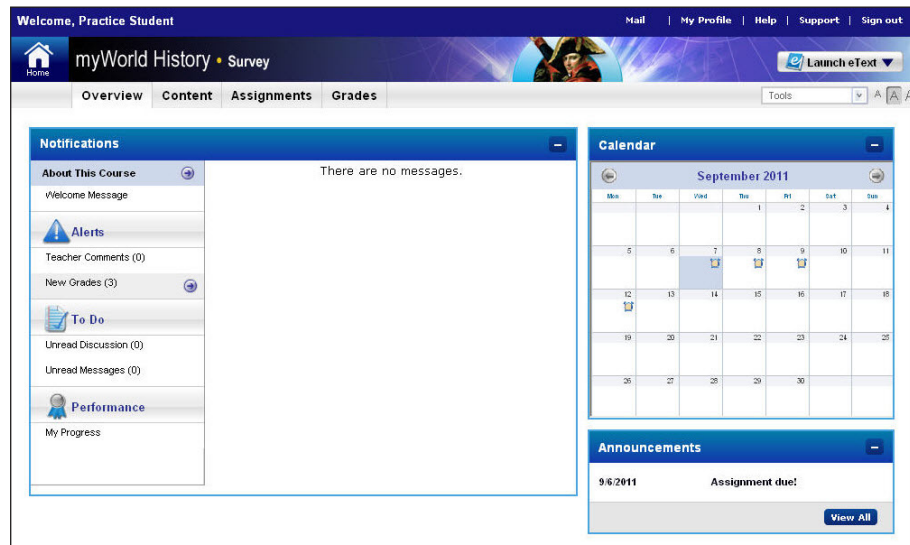
By clicking the course title on the Classes channel on the Student Home page, users are brought to a page containing four tabs: Overview, Content, Assignment, and Grades. These provide students with several options on myworldhistory.com that enable them to explore, practice, complete assignments, and view their grades. Students can also access their eText and a program glossary from this page.



Overview

The Overview is a summary of specific information available to students:

- Messages: general notes from the teacher or reminders
- Alerts: teacher comments and new grades
- To Do: unread discussions or messages
- Performance: information about student progress
- Calendar: summarizes the assignments that are due, past due, and so forth
- Announcements: general messages from the teacher to the students or to an individual student



Content

The features found in the Content tab allow students to practice in the lessons and activities on myworldhistory.com without having their scores included in the class grades. Students click the plus sign to expand a section.



Click the down arrow to open the **Options** menu and then select **Open** to preview an activity and to practice. Students can also send messaging or get detailed information about the lessons they complete.

The Legend at the top of the page explains the icons found in each tab such as Due Items, Assigned Items, Scheduled Items, and more!

Online Student Activities

The Content tab also contains all of the online Digital Lessons in the program. The Digital Lesson contains three tabs: Destination Welcome, Itinerary, and Project Builder.

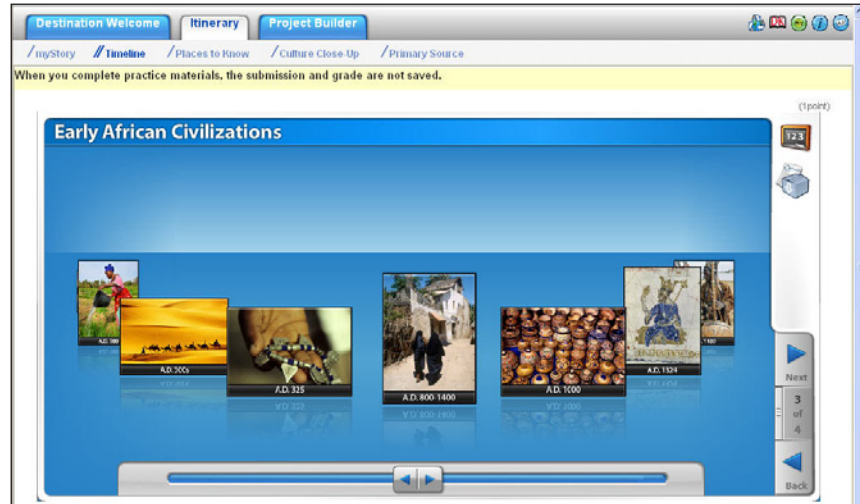
Destination Welcome

Destination Welcome sets the stage for the Digital Lesson. Through this experience online, students build background so they are prepared for the new concepts to come. This section contains the In-Flight Movie, where students begin their journey to a new civilization in the history of the world.



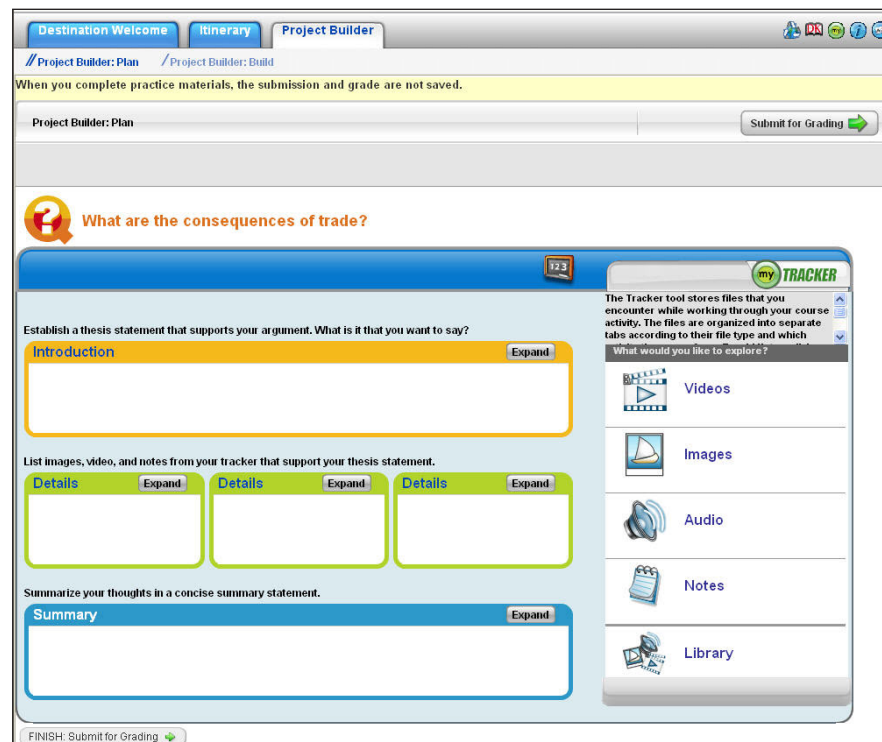
Itinerary

Students access additional “stops” on their journey by clicking on the titles on the Itinerary tab. These stops include myStory Video, Timeline, Primary Source, and Culture Close-Up. Places to Know or Simulation will also be included in lessons. For more information about these features, please watch the Digital Path tutorial.



Project Builder

At the end of their online digital journey, students complete an end-of-chapter project using Project Builder and media they have gathered using the Tracker. The Project Builder tool guides students in planning and building their projects.



The Plan section helps students do the following:

- Think about their travel experience in relation to the Essential Question
- View the assets they have gathered using the Tracker
- Organize their thoughts
- Record insights using a word processor

The Build section enables students to select a format for their projects. The project can be structured as either a slideshow or an online article or report.

Assignments

The Assignments tab contains three options:

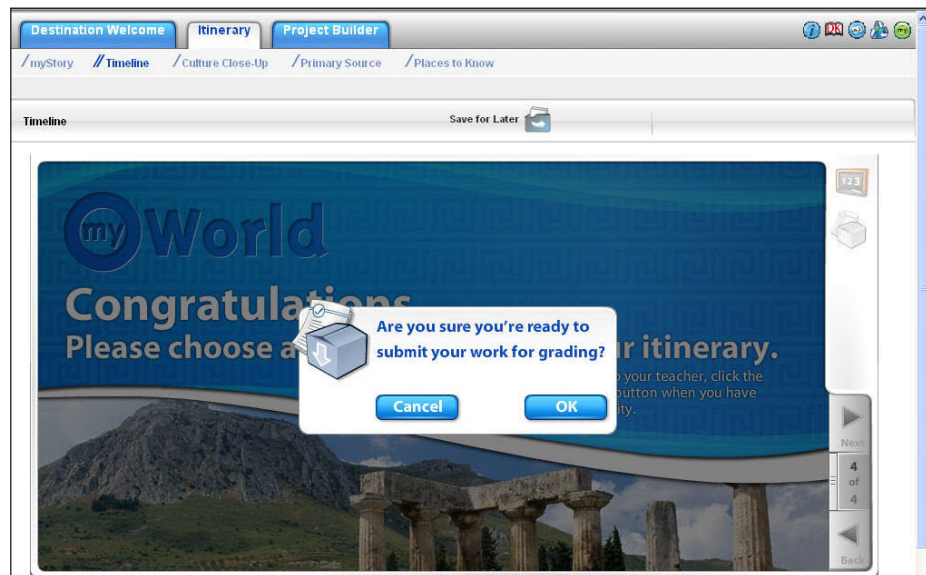
- **Calendar:** This displays items due, past due, and submitted and includes a summary of all items associated with each date.
- **To Do:** This provides a list of assignments that include readings from the chapter, activities in the digital lesson, and assessments. The due date and current status is also visible.
- **Done:** This shows a list of completed assignments.

The screenshot shows the myWorld History interface. At the top, there's a navigation bar with 'Overview', 'Content', 'Assignments', and 'Grades'. The 'Assignments' tab is active, and within it, the 'Calendar' sub-tab is highlighted with a red box and a red arrow. Below the navigation, there's a calendar for September 2011. To the right of the calendar, there's a list of assignments for Wednesday, September 07, 2011. The assignments are:

Assignment	Status
Online Student Help How students can use myWorld products and tools. Due: 11:59:00 PM	Viewed
Ancient Greece: Online Student Edition Due: 11:59:00 PM	Viewed
Digital Lesson: The Ancient Greeks Exploratory environment that can be used by a single student or completed in class as a group on an interactive whiteboard. Due: 11:59:00 PM	In Progress

To open an assignment, click the title or move the mouse over the title and click the down arrow. Select **Open** from the **Options** menu. The assignment appears in a new window. Make sure that the students follow the instructions to complete each activity.

After completing a graded assignment, click **Submit for Grading**. Students will be asked if they are sure they want to submit their assignment. For non-graded assignments, just close the window or click the Back arrow and then click **Done**. Both activities will then appear on the list of completed assignments. The graded assignments are sent to the teacher for review.



Grades

The last tab, Grades, contains two options: Grades and Reports. Student can view their grades or the status of graded assignments and assessments. Students can also run or save their own reports.

The screenshot shows the 'Grades' section of the myWorld History student interface. The page title is 'Welcome, Practice Student' and the current lesson is 'Digital Lesson: The Ancient Greeks'. The interface includes a navigation menu with 'Overview', 'Content', 'Assignments', and 'Grades'. The 'Grades' section is active, showing a table of activities and their grades. The table has columns for 'Activity' and 'Grade'. The activities listed are 'Culture Close-Up', 'myStory', 'On Assignment', 'Places to Know', and 'Primary Source'. The grades for these activities are 'A', 'A', '--', '--', and '--' respectively. There are also buttons for 'All Items', 'Completed items', and 'Assigned items', along with a 'Filter by Content Type' dropdown menu.

Activity	Grade
Culture Close-Up	A
myStory	A
On Assignment	--
Places to Know	--
Primary Source	--

For more information on myWorld History, please look for the tutorials and guides on myPearsonTraining.com.

Review

This guide provided a summary of the student view of the online program of myWorld History—myworldhistory.com. It also gave directions for students to complete and submit their assignments online.