



Assessment Using AIMSweb® and SELP 2

Introduction

This guide explains assessment within the Pearson English Learning System using AIMSweb® and the Stanford English Language Proficiency Test 2 or SELP 2.

Formative and Summative Assessment


Assessment provides student data that impacts instructional decision making, provides information on students' academic skill levels, and assists in determining areas of remediation. Assessment also helps you understand which strategies work best for English learners and helps you identify the appropriate level of content for more accurate differentiated instruction.

Formative assessment provides information needed to adjust teaching and learning as part of the instructional process. It is the collection, analysis, and interpretation of student work on a daily, ongoing basis to monitor student progress. Examples include assignments, tests, quizzes, presentations, and projects.

Summative assessments provide evidence of student achievement for the purpose of making a judgment about student achievement or program effectiveness. These assessments might include state assessments, district benchmark assessments, or end-of-unit and chapter tests.


AIMSweb® and SELP2

The Pearson English Learning System provides an integrated comprehensive solution that supports instruction with both formative and summative assessment at point of use. The Pearson English Learning System informs instruction with assessment tools that include AIMSweb® and the Stanford English Language Proficiency Test 2 or SELP 2.




AIMSweb is a progress-monitoring system based on direct, frequent, and continuous student assessment that shows how students are performing academically.

The Stanford English Language Proficiency Test 2 or SELP 2 is a comprehensive, standardized test that measures English language proficiency in reading, writing, speaking, and listening. It allows schools to more quickly and accurately place English learners in Grades K through 12, monitors English language proficiency progress, and distinguishes students' academic and social language capabilities.



Assessment in the Pearson English Learning System

The Pearson English Learning System incorporates both formative and summative assessment.



Cornerstone

Progress monitoring and assessment is found throughout Cornerstone Grades 1 through 5 at point of use in the Teacher's Edition.

In Cornerstone, every section of Read, Teach and Apply, and in Put It All Together provides opportunities to monitor progress and assess student learning.

Before You Go On allows you to check in with students to ensure that they have understood what they are reading.

STEP 1: Monitor Progress

Comprehension Check

Sequence of Events After students have finished reading the selection, discuss the sequence of events of the eruption of Mount Vesuvius.

SAY You can understand the events of the story better if you can remember their order.

- What was the first event that showed people something was wrong?
- What happened to the people when the ash and smoke were in the air?
- Did everyone leave the city? Why or why not?

Have students use a Sequence of Events Chart like the one shown below to order the events.

People in Pompeii felt the ground begin to shake.
↓
The top of Mt. Vesuvius blew off.
↓
A crater was formed as the volcano erupted.
↓
Ash and smoke blocked the sun.
↓
Lava flowed down the mountain.
↓
People were covered with ash and could not breathe.
↓
Ash and rock buried the city.

Comprehension Checks reinforce specific reading strategies and help to assess students' understanding of each informational or literacy text in a unit.

Think It Over allows students to Recall, Comprehend, and Analyze what they have read in the story.

Link the Readings activities assess students' understanding of the unit theme, the Big Question, and the relationship of the readings to the theme and to each other.

Discussion provides listening and speaking practice and also gives opportunities for students to integrate new vocabulary words into their discussions and revisit the Big Question.

Put It All Together contains activities that check for student mastery of the skills and their understanding of the content learned in a unit. It includes a Writing Workshop that enables students to evaluate their own work based on the six traits of writing.

PUT IT ALL TOGETHER

Apply and Extend

Link the Readings

Copy the chart into your notebook. Read the words in the top row. Then follow these steps:

- For *Vesuvius Erupts!*, put an *X* under the words that remind you of the selection.
- Repeat the same activity for the other readings.

	Informational text	Literature	Events caused by nature	Events caused by a storm
<i>Vesuvius Erupts!</i>				
<i>Thunder and Lightning</i>				
<i>Hurricane!</i>				

Discussion

1. When Vesuvius erupted, the people of Pompeii were surprised. Do forces of nature today usually surprise people? Explain.
2. Describe the **Impact** that the hurricane had on the town in *Hurricane!*
3. What is **similar** about volcanoes, thunder and lightning storms, hurricanes, and other **major** forces of nature?

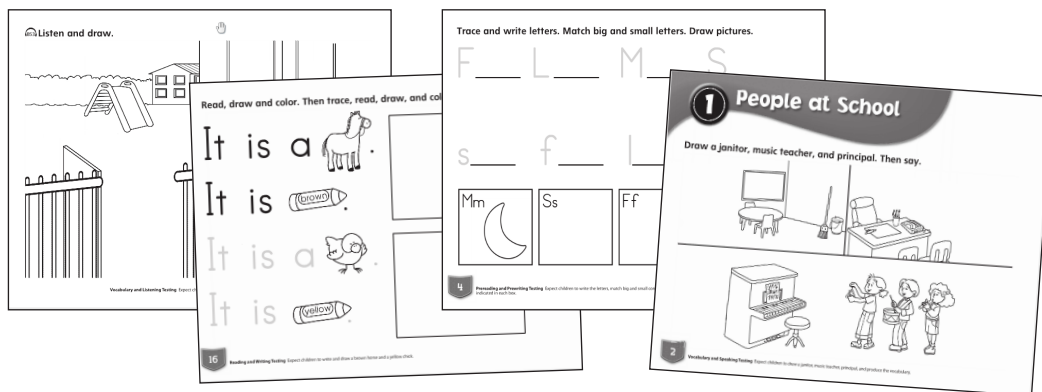
Listening Skills

If someone is speaking too quickly, you can say, "Can you speak more slowly, please?"

120 UNIT 2

The Cornerstone Assessment Book provides opportunities for formative and summative assessment. This resource contains a Diagnostic Pretest, Reading Tests, Unit Tests, a Midterm Test, Posttest, Rubric, and Answer Keys.

Cornerstone Pockets provides assessment opportunities through Monitor Oral Language boxes and Games and Activities. Projects offer an engaging way for students to demonstrate their understanding of content. The Cornerstone Pockets Assessment Book has a unit-by-unit check of students in the areas of listening, speaking, reading, and writing. These can be used for formative or summative assessments.



Keystone

Progress monitoring and assessment is found throughout Keystone in the Teacher's Edition.

Before You Go On in Keystone allows you to check student reading comprehension. On Your Own Activities allow students to demonstrate understanding by discussing and sharing their responses with the entire class.

STEP 5: Monitor Progress

Ask students to check what they have understood in the reading.

Before You Go On

Ask students to read the Before You Go On questions. Remind students that these questions will help them monitor their progress. Put students in pairs to answer the questions.

ANSWERS


1. Caterpillars are killed by boiling them in water for five minutes.
2. Julia is confused because she thought that they could take the silk after the worms left the cocoons, but they couldn't.

On Your Own Ask students to take out a separate sheet of paper and write an answer to the On Your Own question. Place students in small groups to discuss their responses, and encourage volunteers to share their responses with the class. Then collect student responses to monitor student comprehension, writing skills, and fluency.

Review and Practice pages provide progress monitoring and assess student learning in many ways. Features on these pages that provide assessment opportunities include Comprehension, Discussion, Response to Literature, and Read for Fluency.

In Your Own Words, reinforces academic language structures while helping students employ key vocabulary as they summarize the reading.

In Writing, a Writing Checklist Note, found in the student editions, enables students to evaluate their own work based on the six traits of writing.



Writing Checklist

WORD CHOICE:
 I chose words carefully to create sensory details.

CONVENTIONS:
 I placed adjectives in the correct order.

STEP 3: Assess

Writing Checklist Notes

Have students use the Writing Checklist to evaluate their final draft.

Word Choice Check that students chose accurate and vivid words to create sensory details. What senses were covered?

Conventions Check that students placed adjectives in the correct order in sentences.

Link the Readings allows students to demonstrate their understanding of key concepts and apply acquired skills to new academic tasks. Put It All Together provides extension and assessment opportunities in the Listening and Speaking Workshop and in the Writing Workshop.

STEP 3: Assess

Six Traits of Writing Checklist Refer back to the Six Traits of Writing Checklist on page 71 and explain that students should answer each of these questions about their own writing. Using the checklist will help them to step back from their writer's role and look at their work through the eyes of a reader. Read aloud the Six Traits of Writing Checklist with students, and go over each entry with additional questions.

SAY:

Ideas: *Is the main topic clearly introduced in the first paragraph?*

Organization: *Are the sensory details presented in an order that makes sense?*

Voice: *Does your writing sound energetic and lively?*

Word Choice: *Do you include words that accurately describe the sensory details and make them vivid?*

Sentence Fluency: *Do your sentences sound natural and follow on logically from each other?*

Conventions: *Did you use your dictionary to check the spelling of any difficult words?*


Language Central

The Language Central elementary and secondary Teacher's Editions provide opportunities to monitor student progress at point-of-use.



Take a look at Language Central elementary for Grades K through 5:

- Daily Skill Checks, found in the Practice Book, assess vocabulary, word work, comprehension, syntax, grammar, and writing.
- Weekly Posters offer an additional way to evaluate listening and speaking skills.
- Daily activities help you monitor oral language proficiency, vocabulary, and comprehension.
- "If...Then" Statements for each daily objective help you know what to look for and how to intervene.
- Daily Table Talk Leveled Support helps you monitor students' oral production.
- Misconceptions and Corrective Feedback help you be proactive and prepared to recognize and respond to students' areas of difficulty.
- Your Turn allows students to apply their knowledge while you assess their learning.
- The Language Central Progress Monitoring Assessment Unit Tests help monitor student progress and the effectiveness of instruction. The tests, administered at the end of each of the six units in the program, include Comprehension, Checking Skills, Word Analysis, Vocabulary, Writing, and Oral Reading Fluency.



Here are some examples of progress monitoring and assessment in Language Central secondary for Grades 6 through 10:

- Talk About It allows students to apply their knowledge through discussion with peers and through writing using a sentence frame. This feature provides an authentic opportunity to assess students' understanding of content and language.
- The Review and Assess Book contains Daily Skill Checks that assess vocabulary acquisition, comprehension, workshop, and writing.
- Daily Table Talk helps you monitor students' oral production for each of the five levels of proficiency.

Table Talk Review how people work together in a school. Have children share with a partner something that happens at the school and tell why it happens.

Produce Language Have children choose one school worker and tell what he or she does and why he or she does it. Prompt if necessary: *What does Mr. Landry do? Why does a person drive a bus?*

Skill Check Practice Book, page 85

- Corrective Feedback helps you be proactive and prepared to recognize and respond to areas where students may struggle.
- The Language Proficiency Unit Assessments assess progress as English learners move toward achieving fluency and proficiency in the English language. These six-part assessments include Phonics, Spelling, Oral Fluency, Listening, Speaking, and Writing.

Weekly Planner		Unit 3, Lesson 3 Tolerance		LESSON 3		
		DAY 1	DAY 2	DAY 3	DAY 4	DAY 5
What should we learn? Instructional Plan and Materials • Student Worksheet • Family Contact • Vocabulary Cards • Graphic Organizer • Review and Assess	Proficiency • Produce the Concept	Proficiency • Vocabulary Review	Proficiency • Model SK/ST/Strategy	Proficiency • Mini-Lesson Grammar	Proficiency • Connect to Writing/Model	
	Technology Resources • Audio CD and Student Edition e-Book • Common Core State Standards	Proficiency • Dialogue/Concept Talk • Vocabulary Journal • Vocabulary Cards Skill Check • Table Talk	Proficiency • Reading Strategy • Model and Read • Graphic Organizer (CIS) Skill Check • Table Talk	Proficiency • Language Workshop • Comprehension Workshop Skill Check • Table Talk • Review and Assess Fact and Opinion, pp. 46-47, 59	Proficiency • Use Grammar Skill Check • Review and Assess Spelling and Punctuation, pp. 52-53, 60	Proficiency • Connect to Writing/Model • Talk About Writing • Reading Central Selection: "The Glass Remembers" Skill Check • Table Talk • Graphic Organizer (CIS)
	Common Core State Standards CCSS: RL.7.4, RL.7.8, SL.7.1, SL.7.2, SL.7.3, L.7.4, L.7.5, L.7.6, L.7.7, L.7.8, L.7.9, L.7.10	Common Core State Standards CCSS: RL.7.1, RL.7.2, RL.7.3, SL.7.1, SL.7.2, SL.7.3	Common Core State Standards CCSS: RL.7.2, RL.7.3, SL.7.1, L.7.4, L.7.5	Common Core State Standards CCSS: L.7.1, L.7.2	Common Core State Standards CCSS: RL.7.2, RL.7.3, W.7.1, W.7.2, W.7.3, W.7.4, W.7.5, W.7.6	
PEARSON English Learning						
SIOP in PRACTICE PROFESSIONAL DEVELOPMENT Lesson Preparation: Content Objectives and Language Objectives, Strategies/Operations Provided for Students to Use Learning Strategies	Day 1	Day 2	Day 3	Day 4	Day 5	Review and Assessment (Regular Feedback Provided to Students on Their Output)
A-RISE Strategies PERSONAL DEVELOPMENT SELP2 ASSESSMENT AIMSweb ® PROGRESS MONITORING	Proficiency The Reading and Listening subtests assess Vocabulary and Comprehension. See the correlation for details that support these skills in Appendix B in the Teacher's Edition and in the Pearson English Learning Teacher's Guide.	Comprehension The Reading subtest assesses Comprehension. See the correlation for details that support these skills in Appendix B in the Teacher's Edition and in the Pearson English Learning Teacher's Guide.	Comprehension The Reading subtest assesses Comprehension. See the correlation for details that support these skills in Appendix B in the Teacher's Edition and in the Pearson English Learning Teacher's Guide.	Grammar The Writing Conventions subtest assesses Grammar. See the correlation for details that support these skills in Appendix B in the Teacher's Edition and in the Pearson English Learning Teacher's Guide.	Fluency The Reading and Writing subtests assess Fluency. See the correlation for details that support these skills in Appendix B in the Teacher's Edition and in the Pearson English Learning Teacher's Guide.	Fluency The Writing Conventions subtest assesses Fluency. See the correlation for details that support these skills in Appendix B in the Teacher's Edition and in the Pearson English Learning Teacher's Guide.
	Progress Monitoring Reading Curriculum-Based Measurement (R-CBM) measures reading progress. Consult the AIMSweb® Training Workbook in your Teacher Resources to analyze scores and set instructional goals.			Use the AIMSweb® Writing Conventions-Based Measurement to measure students' general writing proficiency. The test should be administered three times a year. Use the reports from the AIMSweb® Writing Conventions-Based Measurement to help you with assessment.		

Review

This guide explained assessment within the Pearson English Learning System using AIMSweb® and the Stanford English Language Proficiency Test 2 or SELP 2.