



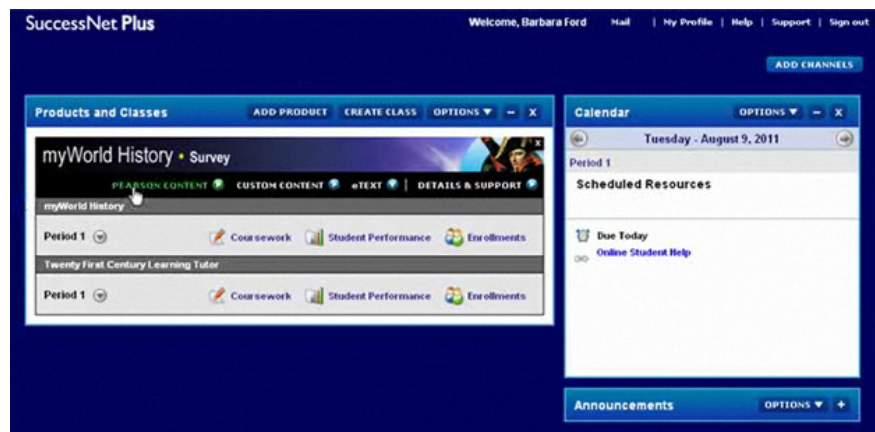
Digital Path

Introduction This guide explores the digital content on myworldhistory.com and look at how it supports students to connect, experience, and understand their world.

Content Organization All of the resources needed to assign content and monitor and track student progress are found online in the Teacher Center at myworldhistory.com.

Here is a look at the organization and features of the program.

After logging in, click Content on the Programs channel.



Use the View by menu to change how the content is organized. The Table of Contents contains folders of the curriculum. Click the plus signs or folder titles to expand the sections. The images in this guide are based on the Survey curriculum, but they can be applied to any myWorld History curriculum.

Teacher Orientation The Teacher Orientation documents describe how the content is organized and explain each activity icon.

myWorld History Resources myWorld History Resources contains Online Student Help, Student Journal Answer Keys in both English and Spanish, Current Events, Tabular Digita, 21st Century Skills, myWorld TIGed, and more. Here is a preview of some of these resources.

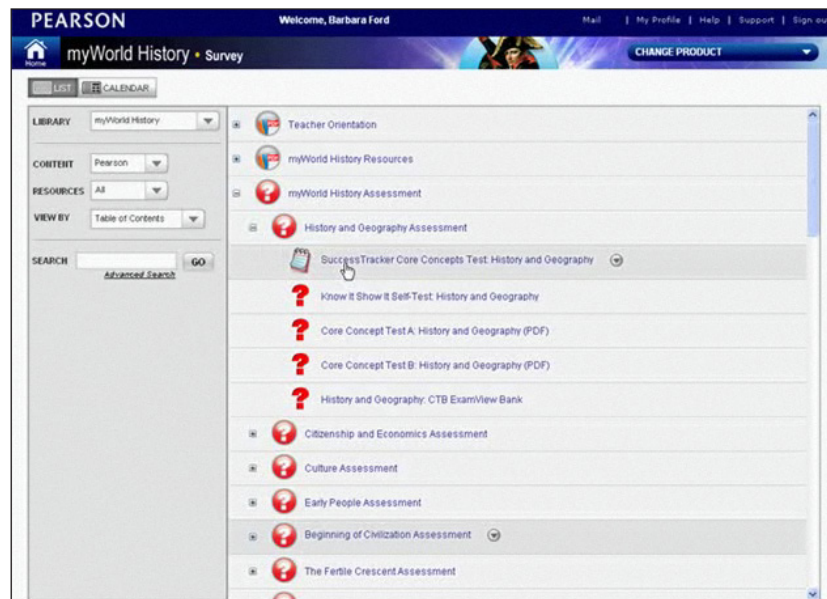
Current Events Current Events links to CNN Student News. This resource provides a wealth of teacher materials including a daily news program that can be streamed live (or downloaded as a podcast), discussion questions, and in-depth learning activities to help students understand current events highlighted in the news.

Tabula Digita Tabula Digita provides students the opportunity to practice their history skills while playing fun, interactive 3-D games.

21st Century Skills The 21st Century Skills: Quick Reference provides a summary of the thirty-six skills found in the 21st Century Skills Tutor course. To view the content, go to Library and click Twenty-First Century Skills.

myWorld TIGed myWorld TIGed directly links to the resources in the program that focus on the Essential Questions and 21st Century Learning Activities found in myWorld History. Teachers can also access a PDF quick reference guide.

myWorld History Assessments myWorld History Assessments contains all assessments for the Core Concepts topics and for each chapter in the program. Assessments for the Core Concepts include a SuccessTracker Test, a Know It Show It Self-Test, two test forms for a final exam, and access to the ExamView Test Bank.



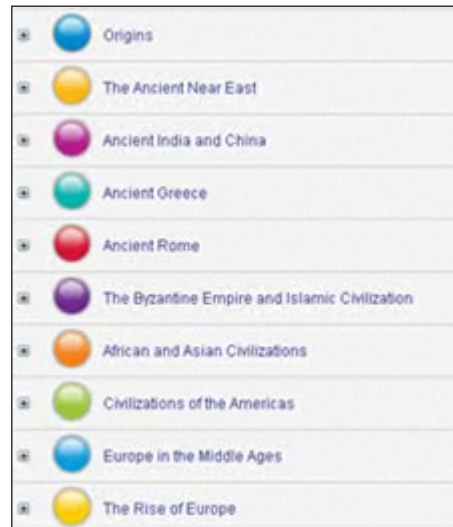
The chapter assessments contain the same test types found in the Core Concepts Assessment sections and also include editable Section Quizzes.

myWorld History Lesson Plans myWorld History Lesson Plans provide teachers a resource to customize online lesson plans for each unit or to create a printable PDF.

Core Concepts Within History Core Concepts under Core Concepts find links to the topics that include History and Geography, Citizenship and Economics, and Culture resources. Each topic contains both an English and Spanish Online Student Edition and Online Student Journal.

Units

Underneath Core Concepts, find activity icons that organize the content by unit and chapter.



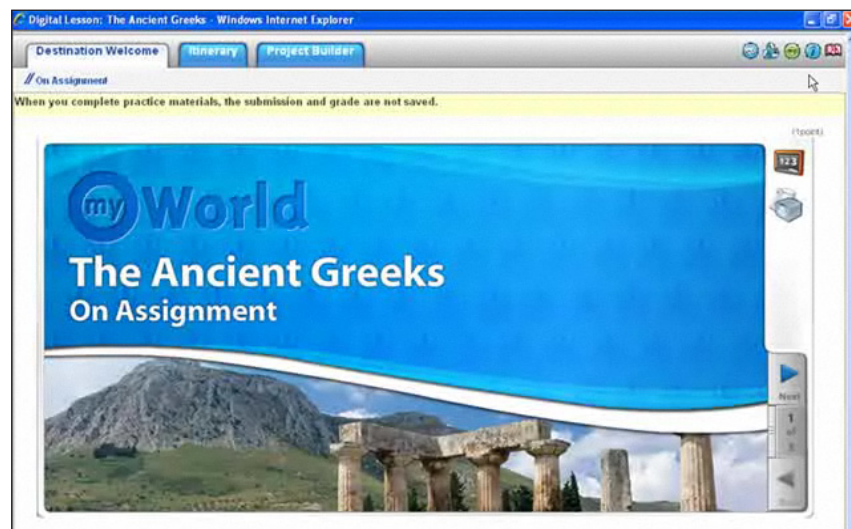
Resources for each unit contain eText chapter pages from the Online Student Edition and the Student Journal.

Chapters

Here is a look at the content inside a typical chapter. This example is from the chapter on the Ancient Greeks.

Digital Lesson

Select Preview from the Options menu to open the digital lesson. Here on the left, there are three tabs: Destination Welcome, Itinerary, and Project Builder. On the right, there are five Lesson Tool icons.



Lesson Tools

Here are descriptions for the five Lesson Tools, moving from left to right.

The Visual Glossary pairs English and Spanish definitions with images or animations in the program.

Infoplease.com provides access to a comprehensive encyclopedia, almanac, atlas, dictionary, and thesaurus.

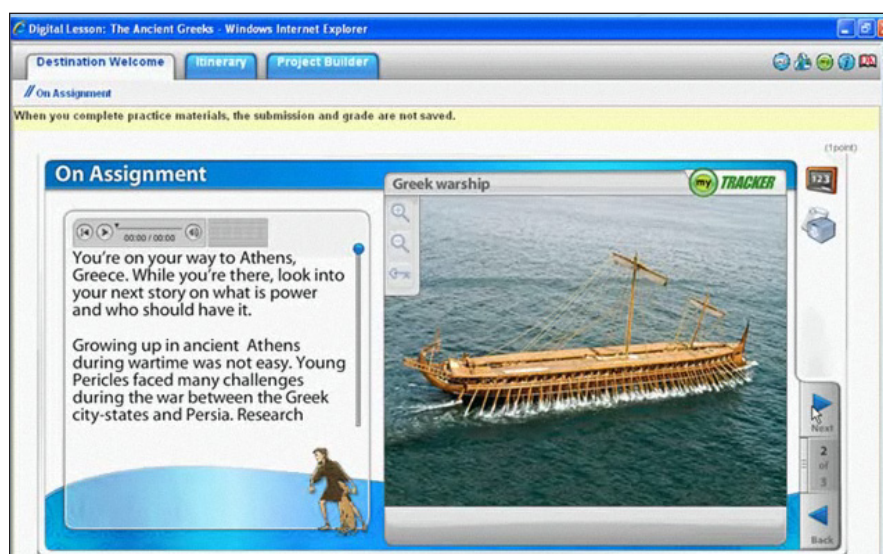
The Tracker Tool stores all the images, videos, audio, and notes collected while On Assignment.

Get Info gives the title, description, topic, vocabulary, keywords, skills, and applicable standards of the lesson.

The DK reference provides maps and information about a variety of topics, such as people, economics, and resources from countries all over the world.

Destination Welcome

The Destination Welcome tab contains the activities for On Assignment. Each chapter takes students on a journey to a new civilization in the history of the world.



Itinerary

The Itinerary tab contains the myStory Video, Timeline, Places to Know, Primary Source, and Culture Close-Up.

For myStory Video, students connect with engaging stories from some of the most compelling and eventful times in the history of our world. Each story helps students develop an awareness of and connect to a historical figure.

Timelines help students understand where specific events fit in history. In this example, students explore events related to the division of power in ancient Greece.

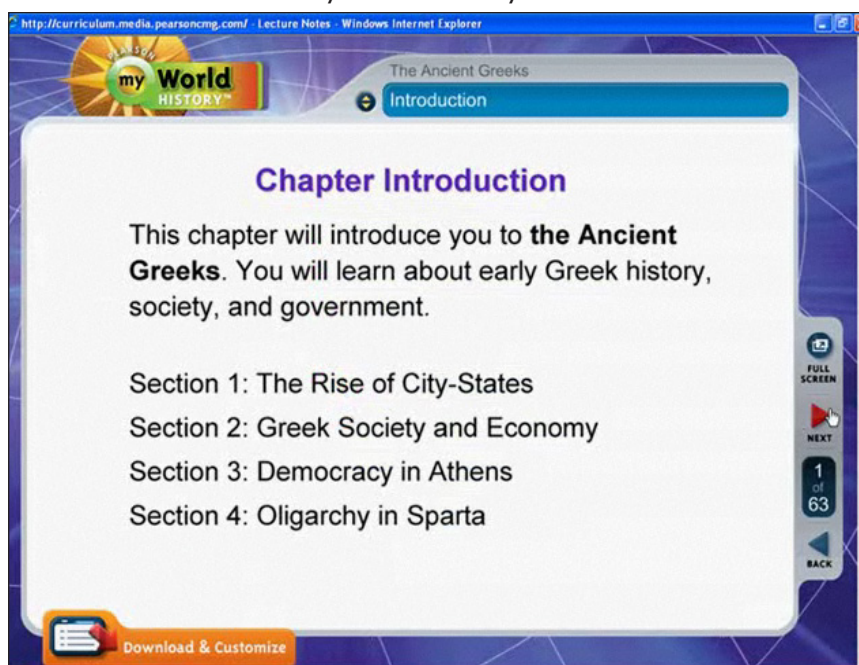
Places to Know allows students to practice their knowledge of the maps in the ancient places in the civilizations that they are studying.

The Primary Source section helps students analyze a primary source related to the chapter content. In this example, students read from *The Illiad*.

Culture Close-Up allows students to explore unique cultural features of the civilization. In this example, students learn about the power and structure of the Greek family.

Throughout their journey, students gather images, audio, and video as they complete activities using the Tracker. At the end of their journey, students transfer their understanding of the Essential Question by using the Project Builder to create an end-of-chapter project, such as a slideshow presentation or an online article.

Chapter Resources	Each chapter's resource section includes Audio Review, Hip Hop History, Lecture Notes, and more.
Audio Review	The Audio Review, which comes in both English and Spanish, is a summary of the entire chapter, including History and Today. Click Print to download a copy of the audio script.
Hip Hop History	Hip Hop History provides rap songs that contain interesting facts and the Key Terms for the civilization students are studying. Click Print to download a copy of the tunes.
Lecture Notes	Lecture Notes is a presentation tool that is interactive whiteboard-ready. Click the icon to download a PowerPoint version that can be customized to use in the myWorld History classroom.



Online Student Edition	The Online Student Edition, in both English and Spanish, provides an immediate link to the Chapter Opener and to sections in the chapter.
Online Student Journal	Find the Online Student Journal pages in both English and Spanish.

GIS Maps

The Geographic-Information Systems or GIS maps folder contains sample lesson plans. The lesson plans give suggestions and tips on how to use myWorld History GIS maps in the classroom and how to create interactive multimedia tours.



Worksheets

The Worksheets folder contains the myWorld Activity Support with activity instructions. These pages can be edited to meet the needs of each classroom.

Review

This guide explored how the digital content on myworldhistory.com supports students to connect, experience, and understand their world.

For more information on myWorld History and on myworldhistory.com, please look for the other guides and tutorial on this Web site.