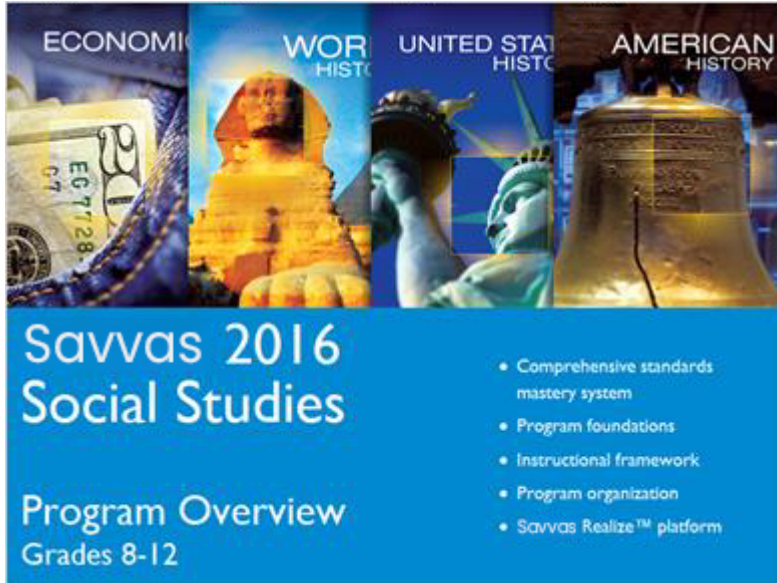


Savvas Social Studies ©2016: Program Overview for Grades 8-12

Introduction



Welcome to Pearson's social studies programs! These next-generation courses provide a comprehensive standards-mastery system that gives you new tools to engage your students and prepare them for active citizenship.

In this tutorial, you'll learn about the program foundations, instructional framework, and organization of these programs.

You'll see both print and digital resources and explore customizable program components on the Savvas Realize™ platform. You can use these components to introduce, teach, practice, and assess social studies standards.

Program Foundations

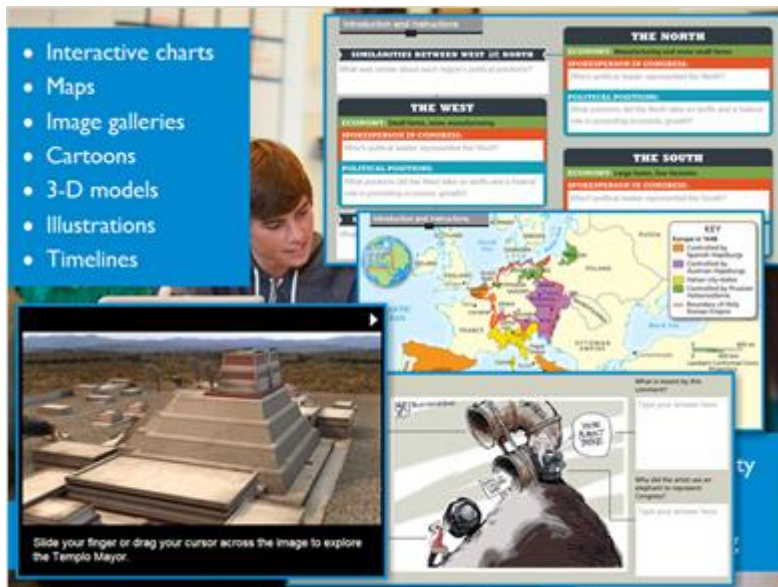
- Storytelling
- Interactivities
- Project-based learning

Educators, other experts, and social studies institutions collaborated with Savvas to design an effective and engaging teaching experience for students. This effort produced social studies programs based on foundational research, a detailed standards analysis, and ongoing research efforts.

These exciting programs incorporate the power of storytelling, interactivities, and project-based learning to help students develop the skills that they need to open the door to college and careers. The goal is to have students understand and become active participants in the civic process in their communities and in the world around them.

You and your students can access these materials anytime by logging on to the Savvas Realize™ platform. Here you will find an assortment of resources to help your students connect and engage.

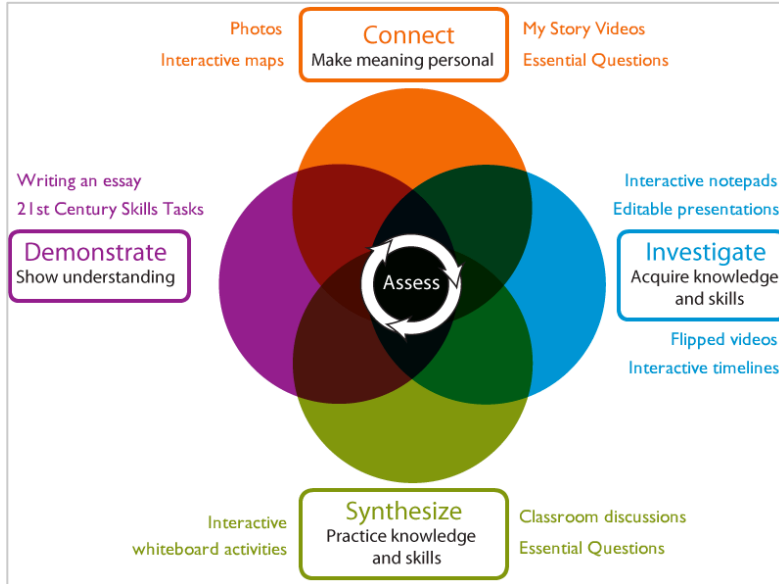
Research on Student Engagement



Teachers on our research team emphasized that one of the most important aspects of these programs would be to keep students engaged throughout the learning process. To address this need, the programs focus on three levels of engagement for students that build on each other as you teach—individual student interactivity, active classroom strategies, and an inquiry approach to learning.

Online resources help support student engagement. On the Savvas Realize™ platform, your students can explore concepts through the use of interactive charts, maps, image galleries, cartoons, 3-D models, illustrations, and timelines.

Instructional Framework



The new instructional framework for the next-generation social studies programs offers a four-part structure to ensure mastery—**Connect, Investigate, Synthesize, and Demonstrate**.

In the Connect phase, students connect to the content to make it meaningful through My Story Videos, Essential Questions, Interactive Maps, and photos.

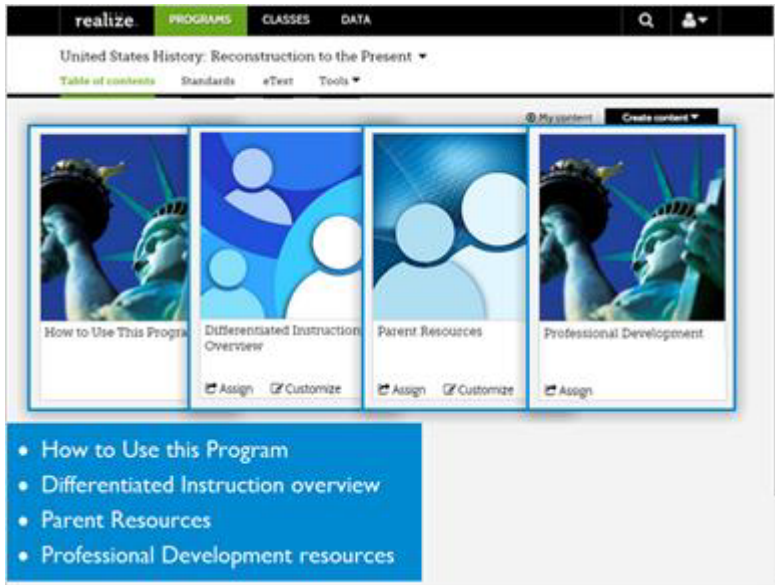
In the Investigate phase, students acquire knowledge and skills through interactive notepads, editable presentations, flipped videos, and interactive timelines.

In the Synthesize phase, students practice the knowledge they gain through reflection of the Essential Questions. Students can use interactive whiteboard activities to gain perspective and conduct classroom discussions.

In the Demonstrate phase, students show what they understand by applying their knowledge, such as writing an essay, completing one of the 21st Century Skills Tasks, or taking a lesson quiz.

This complete framework gives you the freedom to create your own classroom experience to match your teaching style, technology capability and access, and students' needs.

Program Organization



Let's take a look at the programs' organization to help you realize your own ideal social studies teaching experience. It begins with an instructional module on *How to Use This Program*, a Differentiated Instruction Overview, as well as Parent Resources and Professional Development resources.

Topic/Lesson Structure



Each course divides content into two levels-topics and lessons-that make it more manageable to assign content and teach. Every topic begins with an introduction, provides a topic-level exercise, offers lessons to cover content, and concludes with a test. Let's take a quick look at each of these components.

Topic Introduction

The screenshot displays the 'realize' platform interface. At the top, there are navigation tabs for 'realize', 'PROGRAMS', 'CLASSES', and 'DATA'. Below this, the page title is 'United States History: Reconstruction to the Present'. A secondary navigation bar includes 'Table of contents', 'Standards', 'eText', and 'Tools'. The main content area is titled 'Introduction: World War II' and features a 'Connect' section with the following text: 'The Great Depression that struck the United States also affected the rest of the world. It led to the rise of dictators in Europe and Asia. Soon, some of these dictators took aggressive action to gain more territory. Americans opposed entering this new world war. Eventually, however, the United States did enter the war. How did the war change the United States and the world?'. Below the text are three resource cards: 'Timeline: World War II', 'My Story Video: Murray Gittleman, World War II Veteran' (with an NBC LEARN logo), and 'Essential Question: When is War Justified?'. Each card has 'Assign' and 'Info' icons. At the bottom of the page, there are 'Assign', 'Customize', and 'Show teacher resources' options.

The topic introduction begins with a broad overview of the topic's content through a timeline or a quick outline before students begin their exploration of the topic.

The topic introduction also contains a My Story Video, developed in partnership with NBC Learn, which allows students to make a personal connection to the topic.

You can use an Essential Question activity to activate students' prior knowledge and set the topic's focus.

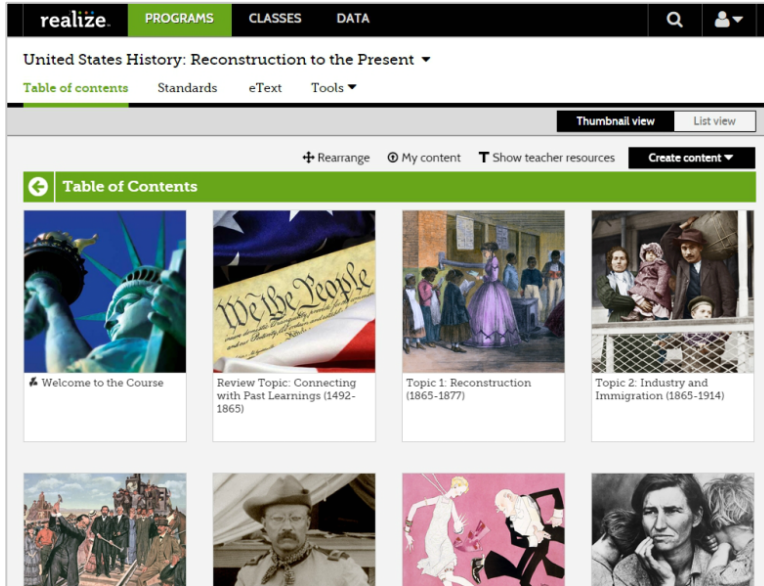
Topic Inquiry

The screenshot displays the 'realize' platform interface for 'United States History: Reconstruction to the Present'. The navigation bar includes 'realize', 'PROGRAMS', 'CLASSES', and 'DATA'. Below the navigation bar, there are tabs for 'Table of contents', 'Standards', 'eText', and 'Tools'. The main content area is titled 'Topic 7: World' and features a grid of lesson thumbnails. A magnifying glass is overlaid on the 'Project-Based Learning: Build a World War II Website' thumbnail, highlighting it. Other visible thumbnails include 'Introduction: World War II', 'Lesson 1: Rise of Aggressive Dictators', and 'Lesson 2: America Debates Involvement'.

Next, every topic provides an overarching Topic Inquiry project. You can introduce this Inquiry project at the beginning of the topic, have students work on it throughout the topic, and use it as a performance-based, authentic assessment at the end of the topic. The Inquiry project takes one of three forms—either a Project-Based Learning team project, a Document-Based Question individual writing assignment, or a Civic Discussion activity—and comes with step-by-step instructions and rubrics.

Created in partnership with the Buck Institute and the Constitutional Rights Foundation, these Inquiry projects give students experience with the rigorous research, analysis, writing and speaking skills that they need for college, careers, and citizenship. Students can complete each Inquiry project by the end of a topic. If you are short on time, you can pick and choose which Inquiry projects you want your students to complete.

Lessons



Topics include lessons that you can use to walk students through content. Each lesson is organized using the instructional model-**Connect, Investigate, Synthesize, and Demonstrate.**

Topic Test



A summative test at the end of each topic allows you to assess students' mastery through a comprehensive assessment. These tests include higher-order thinking skills, primary sources, maps, other visual stimuli, and rigorous, open-ended writing prompts. After students submit their topic tests for grading, the programs' system generates a visual dashboard mastery report that allows you to view individual students' performance on standards and class-wide trends.

Student Text



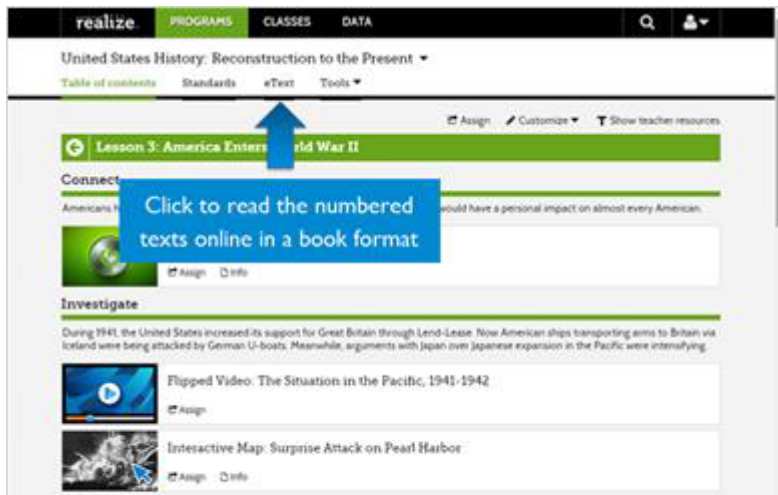
These new programs provide a rich and rigorous narrative text that students can read in print, online, and on mobile devices.

Print



The Student Text in print provides comprehensive coverage of students' expectations. Every student expectation can be learned, practiced, and assessed using this print tool. This text allows for equal access to course narrative text in an offline format for those students without digital access outside of the classroom. It provides the complete, rigorous narrative text that your students need in order to master content at only two-thirds of the size of a traditional textbook.

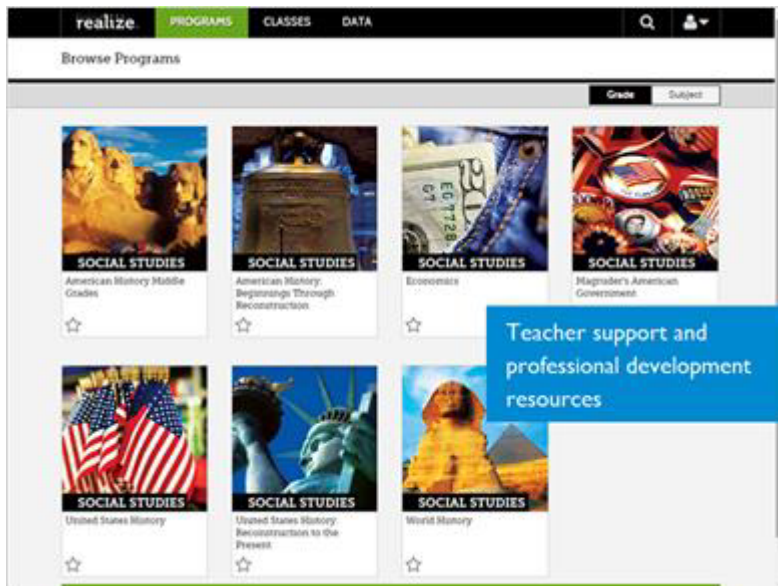
Online



Students can also read the narrative text for each lesson on their computers, tablets, or mobile devices by clicking each numbered reading in Investigate. Students read each screen and answer an auto-scored question to check their comprehension. Each text in the digital lesson is organized into the same chunks that fall under the red headings in the printed Student Text.


Students can also read the numbered texts online in more of a book format by clicking the eText button on the top of the navigation bar.

Teacher Support




Now, let's take a closer look at some of the comprehensive teacher support and professional development that help make it easy for you to accomplish the higher expectations for college and career readiness.

Professional Development



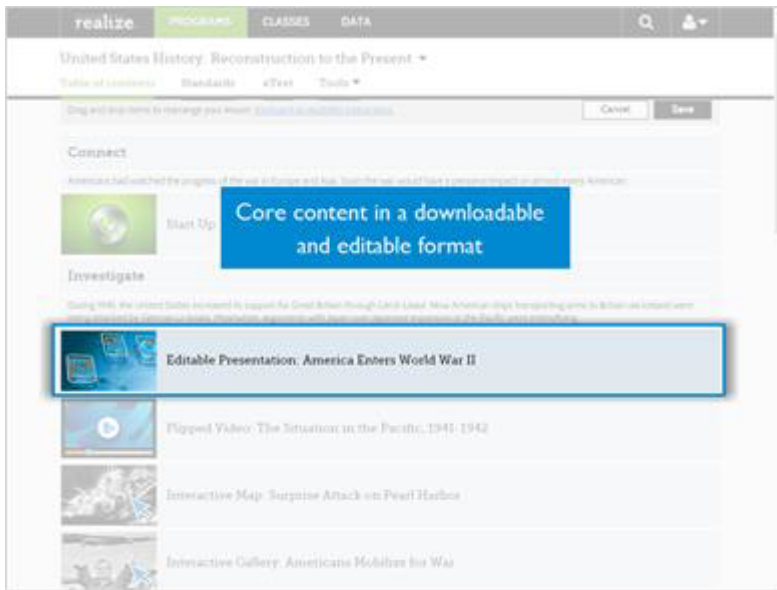
Professional development is built right into the programs. Complete a whole course, some individual sessions, or just a few videos whenever you want. You can also access content refreshers such as Author Comments, Flipped Videos, and the Author Blog.

Teacher's Edition



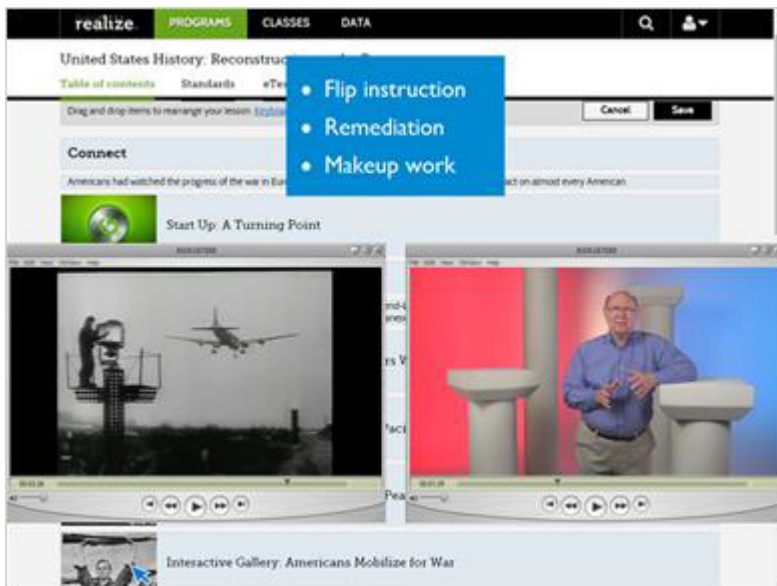
The Teacher's Edition, which is both in print and online, provides teachers with full lesson support for inside and outside of the classroom. You have access to comprehensive lesson plans with quick previews of all digital and print instructional materials.

Editable Presentations



Every lesson provides a presentation of the core content in a downloadable and editable format.

Flipped Videos



Flipped Videos provide an overview of the main point of the lesson as taught by a master teacher. You can use these videos to flip instruction, remediate struggling readers, or as a quick way for absent students to make up work.

Interactive Reading Notepad

The screenshot shows a digital notepad interface. At the top, there's a navigation bar with 'Go back', 'America Enters World War II Interactive Reading Notepad', and 'Download'. The main content area is a document titled 'World War II Lesson 3 America Enters World War II'. It includes sections for 'Key Terms' (Hideo Togo, Pearl Harbor, George Marshall, Women's Army Corps (WAC), Douglas MacArthur, Battle of Coral Sea), 'Academic Vocabulary' (allocate, accommodate, available, entitle, essential, expedient, premeditated), 'Lesson Objectives' (1. Explain why Japan decided to attack Pearl Harbor... 2. Outline how the United States mobilized for war... 3. Summarize the course of the war...), and 'Japan Attacks the United States: Text' (1. Identify Cause and Effect...). A blue callout box on the right contains the text: 'Scaffolding' and 'English language arts close reading support'.

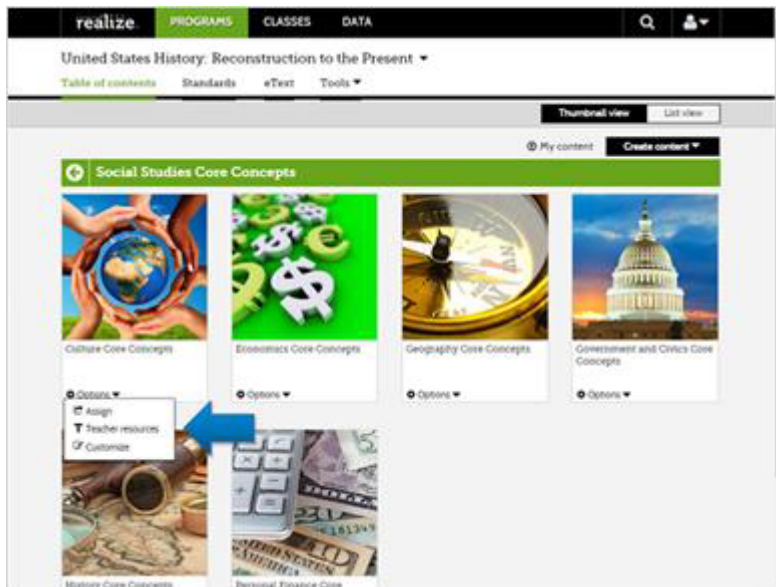
The Interactive Reading Notepad online activity allows students to focus on the skills of reading narrative text. The activity also provides scaffolding and English language arts - or ELA - close reading support.

Interactive Primary Sources

The screenshot shows a digital primary source interface. At the top, there's a navigation bar with 'realize', 'PROGRAMS', 'CLASSES', 'DATA', and search icons. The main content area is a document titled 'United States History: Reconstruction to the Present' with a sub-header 'Primary Source: Four Freedoms'. It includes a text excerpt: 'In the future days, which we seek to make secure, we look forward to a world founded upon four essential human freedoms.' followed by a question: 'Determine Meaning Roosevelt explains that he is describing "essential human freedoms." How do the words essential and human help define his meaning of freedom?'. Below the question is a text input field labeled 'Type your answer here.'. A blue callout box on the right contains the text: 'Step-by-step prompts' and 'Clickable scaffolding'. At the bottom, another blue callout box contains the text: 'Also teaches transferable skills'.

Each interactive primary source offers step-by-step prompts based on ELA strategies to analyze narrative text. This clickable scaffolding helps all levels of learners make meaning from key primary sources. It also teaches transferable skills that will help prepare students to be successful on tests and in life beyond the classroom.

Social Studies Core Concepts



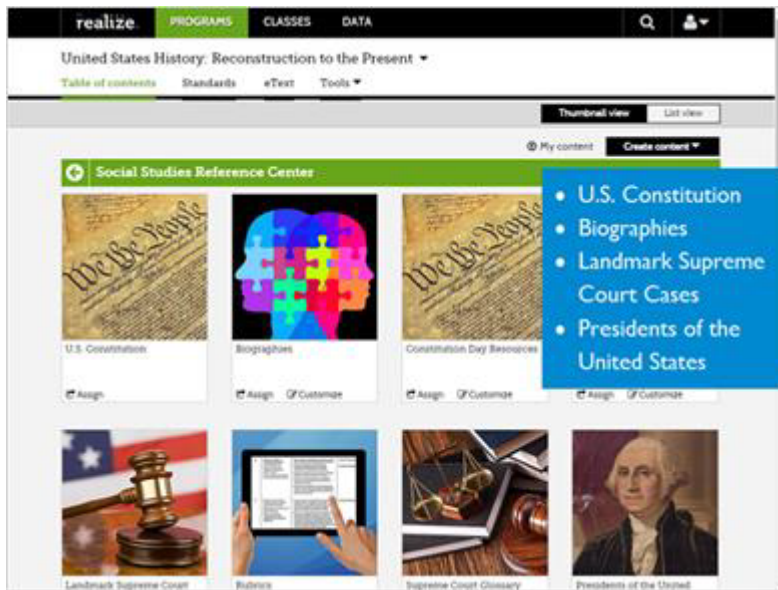
Social Studies Core Concepts are summaries that cover the basics of culture, economics, geography, government, history, and personal finance. You can also assign these quick overviews to students who need remediation before advancing to on-level mastery.

21st Century Skills Tutorials



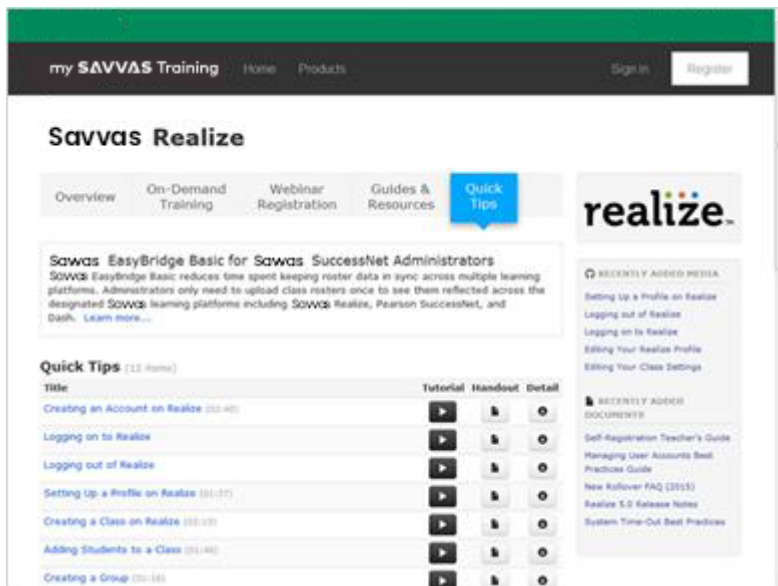
The 21st Century Skills Tutorials provide another way to ensure that your students develop standards-based skills. These step-by-step tutorials help students learn the skills that they need for college and careers and help them become active citizens.

Resources



The programs provide extensive support resources, such as graphic organizers at point of use within the online digital lessons. In addition, all of these resources can be accessed by going to the Social Studies Reference Center listed on the table of contents for each course. It includes the U.S. Constitution, Biographies, Landmark Supreme Court Cases, Presidents of the United States, and more.

Additional Online Training



In addition to the print Teacher's Edition and point-of-use professional development in the course, you have 24/7 access to quick training videos and printable instructions online.

The Quick Tips there will help you implement Savvas courses with confidence.

Conclusion



The new Savvas social studies programs provide all of the instructional resources needed to not only ensure complete standards mastery but also to go beyond the classroom to help students prepare for college, careers, and civic life.