enVision A|G|A Differentiation

Disclaimer

Please Note: your program screens may look different from the images in these training materials due to our rebrand to Savvas Learning Company.

Introduction

Hi, **enVision** A|G|A teachers!

Let's look at the variety of resources available for differentiated instruction at both the topic and lesson levels. These resources can help you reach the range of learners in your classroom.

Quick Tip



DIFFERENTIATED INSTRUCTION AND INTERVENTON

Built-in resources for supporting all learners!

Powerful System- and Teacher-Driven Resources

- **Use enVision A|G|A resources** to provide a comprehensive personalized solution to meet the needs of all levels of learners and provide intervention activities.
- Customize lessons by uploading your own resources.

Includes DOK (Depth of Knowledge)

		DIFFERENTIATION RESOURCES	WHERE TO FIND
ONGOING INTERVENTION 1 RTI	**During a LESSON** **Teacher Driven**	• Adaptations for below- and above-level students • Common Errors	Teacher's Edition, print and digital
STRATEGIC INTERVENTION 2 RTI	**At the end of a LESSON** **System and Teacher Driven**	Differentiation Library • Reteach to Build Understanding • Mathematical Literacy and Vocabulary • Additional Practice • Enrichment Activities	Teacher Resource Masters, available as downloadable PDFs and downloadable Word docs, and digital
		• Online Practice with built-in Learning Aids powered by MathXL® for School • Adaptive Practice and Homework powered by Knewton • Virtual Nerd Tutorial Videos	PearsonRealize.com
INTENSIVE INTERVENTION 3 RTI	**As needed ANYTIME during a Topic** **System and Teacher Driven**	• Personalized Study Plans • Virtual Nerd Tutorial Videos • Online Practice with built-in Learning Aids powered by MathXL for School	PearsonRealize.com



QUICK TIP

Check out the Differentiation Resources chart in your *Teacher's Edition Program Overview* for a list of the **enVision A|G|A** differentiation resources and where to find them in the program materials.

Topic-level Differentiation

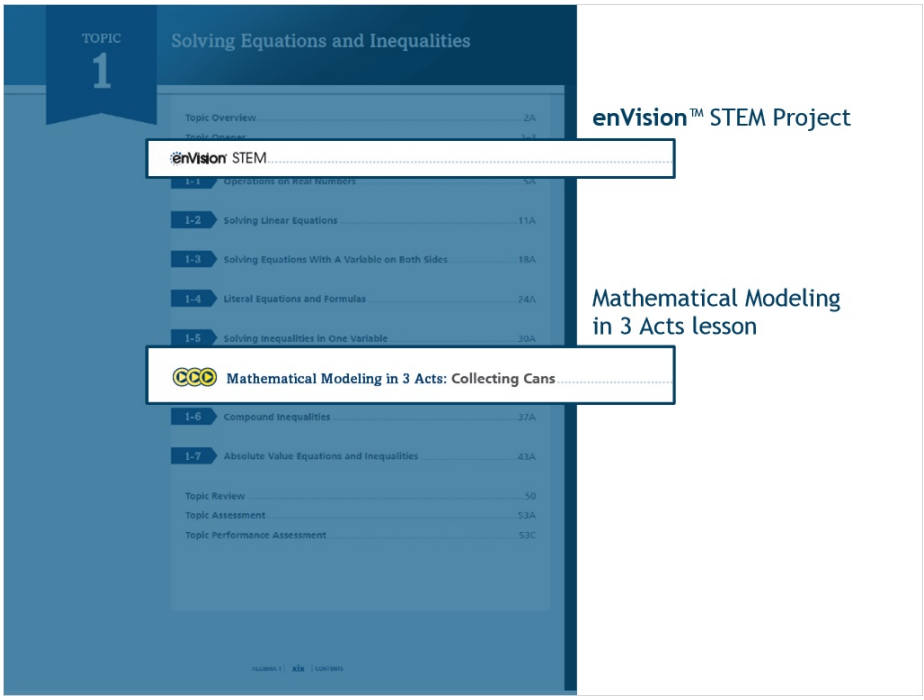

There are several topic-level opportunities to differentiate instruction for your students.

The Topic Readiness Assessment determines your students' readiness for the topic content and prescribes interventions as needed. The digital version of the assessment is auto-scored, and a personalized study plan is generated for each student based on his or her score. Students receive practice tasks in their Savvas Realize™ accounts tailored to their specific needs based on the results of the online assessments.

Each topic also includes an **enVision™** STEM Project and a Mathematical Modeling in 3 Acts lesson. These activities make math inviting with high-interest, low-entry tasks. Students can choose how they show what they know as they work on these tasks.

Quick Tip

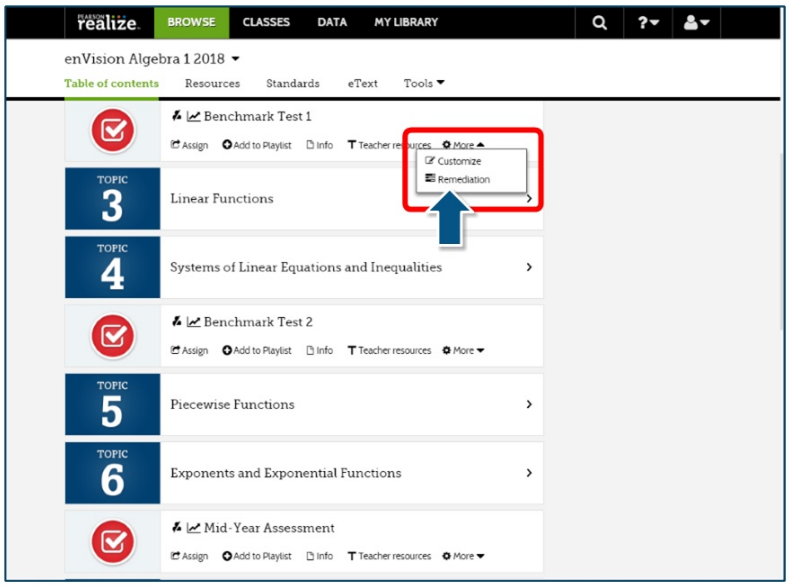

QUICK TIP

Click the **Remediation** option under online assessments to see a list of the remediation resources you can use to differentiate instruction based on your students' results.

Lesson-level Differentiation

You'll find differentiation resources and tips in each step of a four-step **enVision** A|G|A lesson.

Step 1: Explore

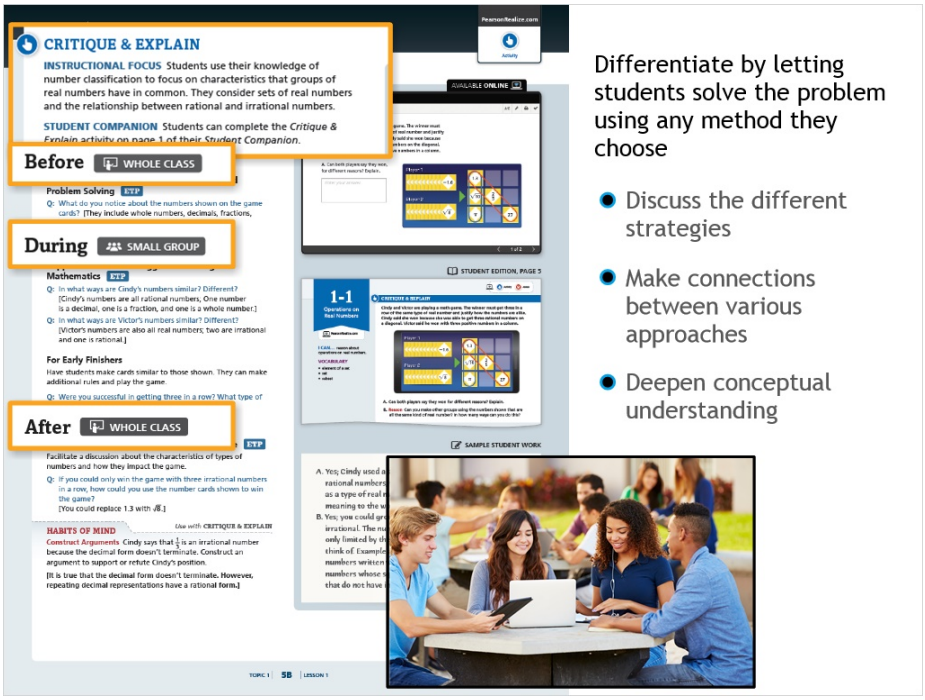

In Step 1: Explore, differentiate instruction by letting students solve the problem-based learning activity using any method they choose.

As you and your students discuss the different strategies used to solve the problem, students can make connections between various approaches and deepen their conceptual understanding.

The Teacher's Edition provides support to facilitate these conversations before, during, and after the activity.

Step 2: Understand & Apply

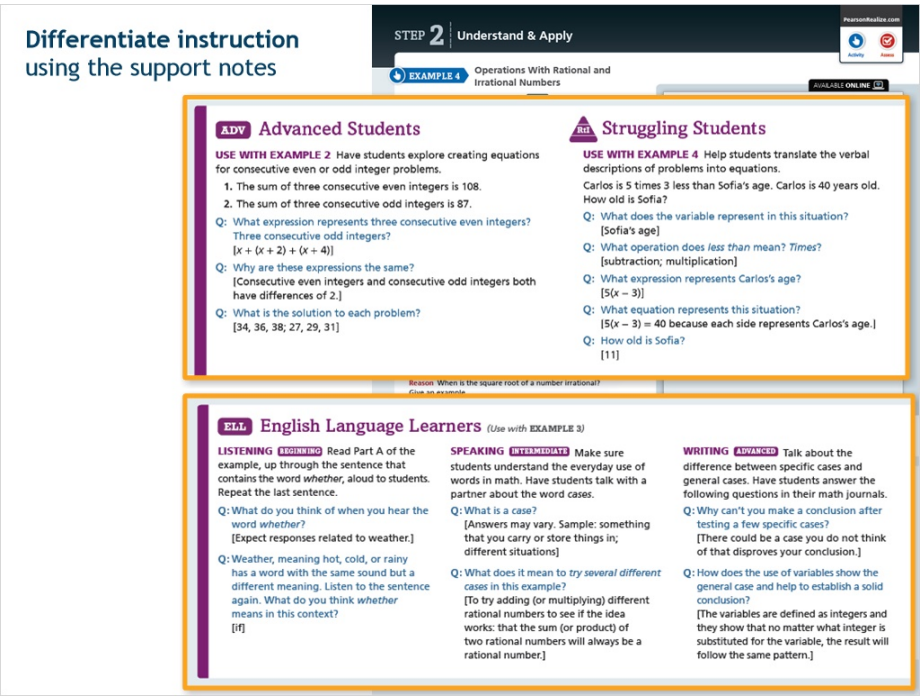

Differentiate instruction using the support notes

STEP 2 | Understand & Apply

EXAMPLE 4 Operations With Rational and Irrational Numbers

AVAILABLE ONLINE

ADV Advanced Students

USE WITH EXAMPLE 2 Have students explore creating equations for consecutive even or odd integer problems.

1. The sum of three consecutive even integers is 108.
2. The sum of three consecutive odd integers is 87.

Q: What expression represents three consecutive even integers? Three consecutive odd integers?
[$x + (x + 2) + (x + 4)$]

Q: Why are these expressions the same?
[Consecutive even integers and consecutive odd integers both have differences of 2.]

Q: What is the solution to each problem?
[34, 36, 38; 27, 29, 31]

RtI Struggling Students

USE WITH EXAMPLE 4 Help students translate the verbal descriptions of problems into equations.

Carlos is 5 times 3 less than Sofia's age. Carlos is 40 years old. How old is Sofia?

Q: What does the variable represent in this situation?
[Sofia's age]

Q: What operation does *less than* mean? *Times*?
[subtraction; multiplication]

Q: What expression represents Carlos's age?
[$5(x - 3)$]

Q: What equation represents this situation?
[$5(x - 3) = 40$ because each side represents Carlos's age.]

Q: How old is Sofia?
[11]

ELL English Language Learners *(Use with* **EXAMPLE 3***)*

LISTENING BEGINNING Read Part A of the example, up through the sentence that contains the word *whether*, aloud to students. Repeat the last sentence.

Q: What do you think of when you hear the word *whether*?
[Expect responses related to weather.]

Q: Weather, meaning hot, cold, or rainy has a word with the same sound but a different meaning. Listen to the sentence again. What do you think *whether* means in this context?
[if]

SPEAKING INTERMEDIATE Make sure students understand the everyday use of words in math. Have students talk with a partner about the word *cases*.

Q: What is a *case*?
[Answers may vary. Sample: something that you carry or store things in; different situations]

Q: What does it mean to *try several different cases* in this example?
[To try adding (or multiplying) different rational numbers to see if the idea works: that the sum (or product) of two rational numbers will always be a rational number.]

WRITING ADVANCED Talk about the difference between specific cases and general cases. Have students answer the following questions in their math journals.

Q: Why can't you make a conclusion after testing a few specific cases?
[There could be a case you do not think of that disproves your conclusion.]

Q: How does the use of variables show the general case and help to establish a solid conclusion?
[The variables are defined as integers and they show that no matter what integer is substituted for the variable, the result will follow the same pattern.]

Next, in Step 2: Understand & Apply, check for understanding using Examples, Try It! exercises, and Additional Examples.

Notice the support notes in your Teacher's Edition that can help you differentiate instruction for English language learners, advanced students, and struggling students.

Use the Do You Understand? and Do You Know How? as formative assessment opportunities to help you decide how much and what type of practice to assign students in Step 3.

Step 3: Practice & Problem Solving

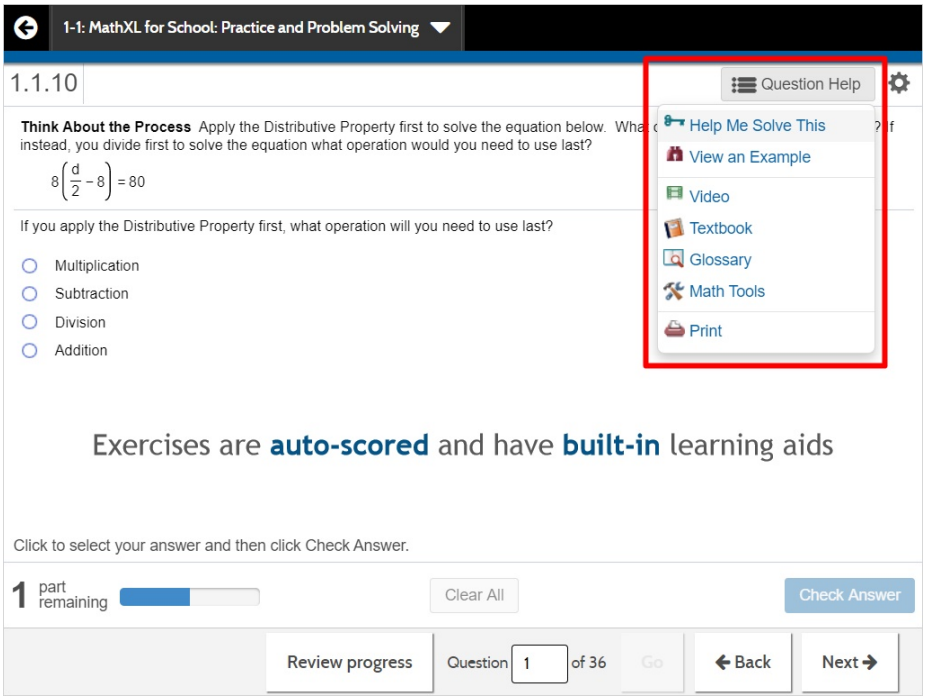

Then, in Step 3: Practice & Problem Solving, assign differentiated practice to solidify student understanding. Use the Assignment Guide and Item Analysis to choose the amount and difficulty level of practice for groups of students.

Alternatively, you can assign the online version of Practice and Problem Solving to differentiate instruction. These exercises are auto-scored and have built-in learning aids to provide support to students.

Quick Tip

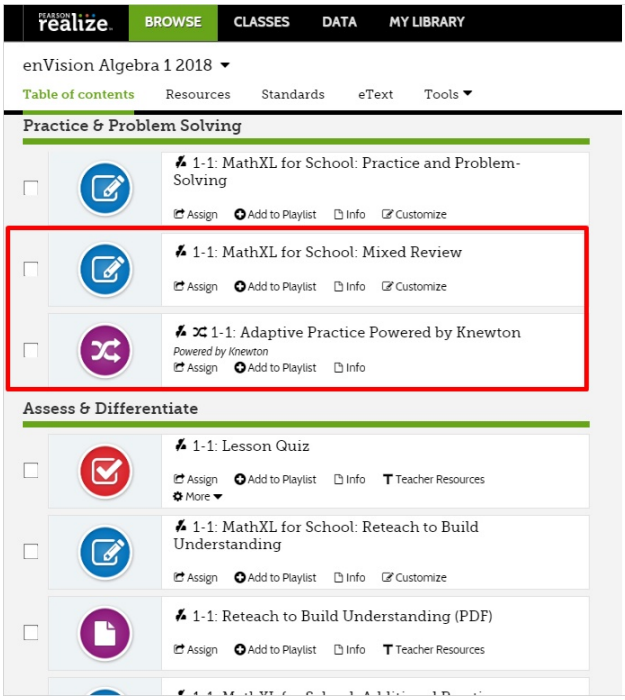

QUICK TIP

You can also assign Mixed Review practice powered by MathXL® for School or Adaptive Practice Powered by Knewton®. Both of these assignments are differentiated practice options that you can assign during Step 3 or Step 4.

Knewton® is a registered trademark.

Step 4: Assess & Differentiate

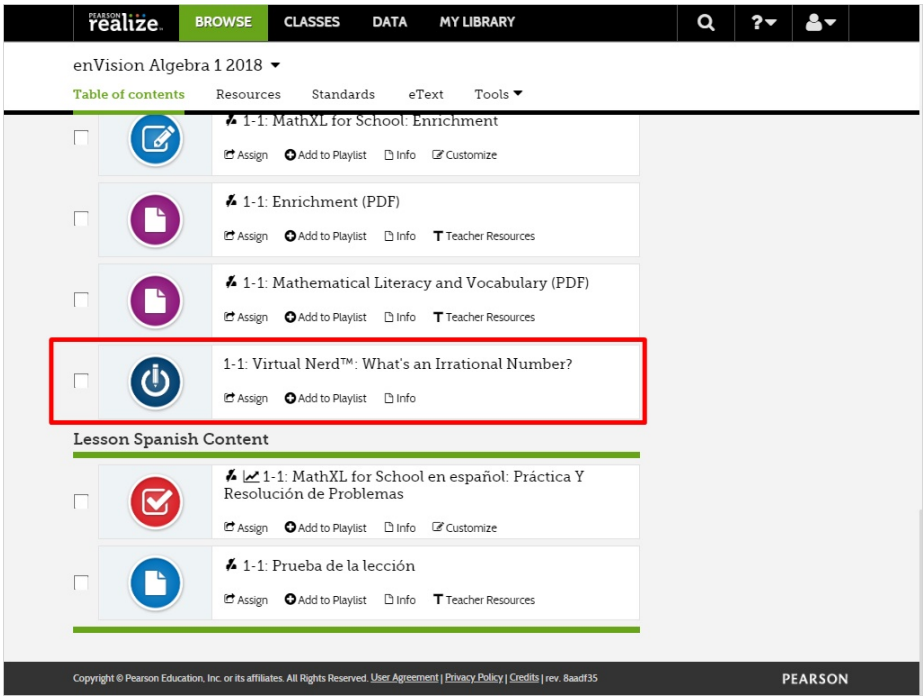

Finally, in Step 4: Assess & Differentiate, administer the Lesson Quiz and then provide differentiation based on the results. Use the Item Analysis and RtI information to prescribe differentiated assignments.

You'll find a library of resources on Savvas Realize.

You'll also find digital differentiated assignments powered by MathXL® for School and video tutorials powered by Virtual Nerd.

Quick Tip

QUICK TIP

You can assign the digital Lesson Quiz and have the system create differentiated assignments. The online version of the quiz is auto-scored, and you can choose to have the system provide auto-assigned intervention or enrichment activities for students based on their results.

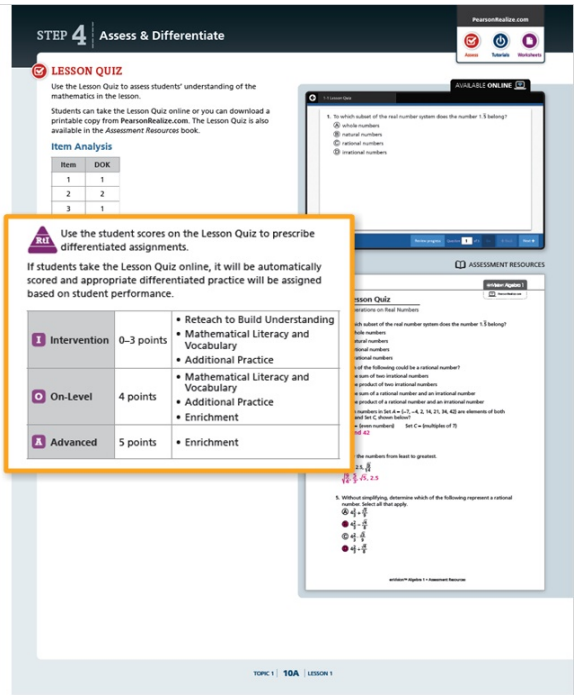

Closing

Thanks for discovering how **enVision** A|G|A resources can help you differentiate instruction and provide targeted support to all your students.