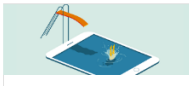








Digital Path—Teaching with Novels (Book Club)

Need help integrating trade books/novels with *myPerspectives Texas*[™]?
Visit **My Savvas Training** and **Savvas Realize**[™].
Follow this path to learn how!

NOTE: Check out the **Integrating Novels** pages in your grade-specific Teacher's Edition to see how to integrate trade books/novels in your classroom. Each unit includes suggested titles and a pacing guide. You'll also see how the book connects to the essential question.

Please note: your program screens may look different from the images in these training materials due to our rebrand to Savvas Learning Company.

Digital Path	Click to Discover
<p>Sign in to www.mySavvasTraining.com.</p> <div style="display: flex; justify-content: space-between; margin-bottom: 10px;"> <div style="width: 30%; text-align: center;"> <p>Start With the Basics</p>  <p>Jump Right In Jump right in and start learning the overall features, functions, and tools. 5 ITEMS</p> </div> <div style="width: 30%; text-align: center;"> <p>Plan for Instruction</p>  <p>Scope & Sequence Documents to assist you on your myPerspectives journey and aid in your curriculum planning. 2 ITEMS</p> </div> <div style="width: 30%; text-align: center;"> <p>In the Classroom</p>  <p>Let's Get Into Small-Groups Become familiar with the different small group learning options and strategies. 3 ITEMS</p> </div> </div> <div style="display: flex; justify-content: space-between; margin-bottom: 10px;"> <div style="width: 30%; text-align: center;"> <p>Let's Get Digital Take the first steps in setting up your classes, groups, and assignments. 6 ITEMS</p> </div> <div style="width: 30%; text-align: center;"> <p>Curriculum Maps & Pacing Guides Resources to help with your lesson planning and make for easier collaboration with teachers. 4 ITEMS</p> </div> <div style="width: 30%; text-align: center;"> <p>Show Me the Data Explore the various reports that can help you make data-driven decisions and track student progress. 4 ITEMS</p> </div> </div> <div style="text-align: center; margin-bottom: 10px;"> <div style="border: 2px solid orange; padding: 5px; display: inline-block;">View All Training</div> </div> <p style="text-align: center; font-size: small;">Webinars FAQ Community</p> 	<p>Click Sign In and enter your username and password.</p> <p>Go to the myPerspectives Texas page. Click View All Training.</p> <p>Locate the Novels handout.</p> <div style="display: flex; justify-content: space-between; margin-bottom: 10px;"> <div style="width: 45%;">  <p>Create Your Story</p> <p>Engage students with novels that connect to students' lives and experiences, that open doors and spark their imagination, and that promote independent reading.</p> <ul style="list-style-type: none"> • Build a high-quality library for your classroom • Select favorite authors and titles • Integrate novels easily into your classroom with Book Club and more! </div> <div style="width: 45%;">  <p>Additional Resources</p>  </div> </div> <p>You will find a handy downloadable document that includes the suggested unit-aligned trade books/novels and a complete list of novels including Lexile® levels.</p> <p>Check out the suggested titles for your grade level.</p> <p>ACTIVITY: List two titles you might try using in your classroom.</p> <ol style="list-style-type: none"> 1. 2.

Lexile[®] is a trademark of MetaMetrics, Inc., and is registered in the United States and abroad.

Please note: Titles and availability are subject to change.

Sign in to [SavvasRealize.com](https://www.savvasrealize.com).



Click **Sign In** and enter your **username** and **password**.

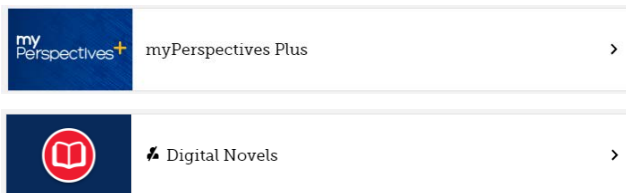
Click **Browse** and select your grade-level **myPerspectives Texas** program. Click the **Book Club** tab.

Here you'll find downloadable Reading Guides for each unit. Each trade book/novel includes a Reading Guide, discussion questions, and sample responses. Note that the Teacher's Edition includes pacing recommendations and planning information before each unit on the Book Club pages.

ACTIVITY: Using one of the titles you chose earlier, find the corresponding Reading Guide and list two activities (writing, discussion, reading) you could use with the trade book/novel in your classroom.

- 1.
- 2.

Explore the **Digital Novels** folder.



Click the **myPerspectives Plus** tab. Here you'll find several tabs with additional student- and teacher-facing program-agnostic resources.

Click the **Digital Novels** folder. Here you'll find 135+ full-length eBooks and excerpts that you can assign to students. Note that the Digital Novels are also automatically available to your students in their accounts. Students will have access to these digital books so they can read on their own or read the titles you assign to them. The novel titles are organized alphabetically.

Scope out the Digital Novels.

ACTIVITY: List a way you might use the Digital Novels in your classroom.