

Realize Review and Score Assignments

Review and Score Assignments









Review and Score Assignments

- Review and Comment on Assignments
- Score Student Assignments

Hi, and welcome to My Pearson Training. In this tutorial, you will learn how to review and comment on content assigned to your students, and how to score student assignments by individual, or by group.







Introduction

Student name	Assignment status	Average
 Brown, Fred	8 Not completed	- (3 Not scored)
 Caldwell, Stephanie	8 Not completed	75%
 Doyle, Bella	3 Not completed	-
 Harvill, Chris	8 Not completed	50%
 Henry, Julie	10 Not completed	-
 Sanchez, Maria	12 Not completed	-

Teachers view assignment status and performance in the Assignments section of a class. There are two tabs. On the **Assignments by class** tab, teachers view student status and performance for an individual assignment.

Assignments by student shows student status and performance for all assignments assigned to an individual student.

View Assignments

		Student status	Due date	Average
	Flowers for Algernon	1/2 Completed	05/28/16	91%
	Open-Book Test	1/2 Completed	09/12/16	0% (1 Not scored)
	Online Writer's Notebook	2/5 Completed	10/09/16	-
	Open-Book Test	2/5 Completed	10/11/16	15% (1 Not scored)
	Graphic Organizer A: Of Modern Poetry / <i>Ars Poetica</i> / Poetry	0/5 Completed	01/17/15	-
	My Test March 23	1/5 Completed	03/24/15	10%

To view content you have assigned, click the CLASSES tab in the top menu bar or the CLASSES circle in the middle of the page.

From the Classes page, select Assignments under the class name to view all assignments for the class.

There is a filter tool to help teachers find assignments quickly by selecting a specific date range or information about the assignment. Select an assignment to view information about the assignment, such as how many students have not yet started, are in progress, or have completed the assignment, as well as the average score the class has received.

To view Assignments by Student, click the **Assignments by Student** tab.

Assignment Details

Period 1 Lit Gr 7 ▾



Assignments Calendar Discuss Students & Groups Class Settings

View: Doyle, Bella ▾

← Not started (2) ⌚ In progress (1) ✓ Completed (2)

Assigned to: Doyle, Bella

1 - 2 of 2 assignments Due date ▾ Score

Assignment Name	Due date	Score
 Interactive Worksheets <small>Preview Close comments Remove</small>	06/30/16	0%
 Close Reading Tool <small>Preview Make a comment Remove</small>	07/03/16	0%

Write a comment

B *I* U [List] [List] [Undo] [Redo]

Cancel Post my comment

To view Assignments by Student, click the **Assignments by Student** tab.

View an individual student's submission by clicking on the student's name.

Select a tab to view assignments that are **Not Started**, **In Progress**, or **Completed**. Teachers can preview the assignment by clicking the **Preview** link under the assignment name, or make a comment to the student regarding the assignment. Finally, you can Review, Score, and Comment on tests and assessments. Tests are automatically scored and can't be changed, but you can score other types of assignments.

Review Results and Manually Add Scores

	Student status	Due date	Average
Flowers for Algernon	1/2 Completed	05/28/16	91%
Open-Book Test	1/2 Completed	09/12/16	0% (1 Not scored)
Online Writer's Notebook	2/5 Completed	10/09/16	-
Open-Book Test	2/5 Completed	10/11/16	15% (1 Not scored)
Graphic Organizer A: Of Modern Poetry / <i>Ars Poetica</i> / Poetry	0/5 Completed	01/17/15	-
My Test March 23	1/5 Completed	03/24/15	10%

Select **CLASSES** from the top menu bar.

On the **Select a Class** page, find the class in which you want to review the assignment activity and scores.

Click or tap the **Assignments** link under the class name.

Use the **Filter** menu on the left of the page to find the assignment. Set your view preference, the date range, scored or not scored preference, and current or hidden assignments.

Select the assignment to view student status information. A drawer opens to the right of the assignment list.

Select the **Score** link to see the score breakdown and manually add scores.

Scroll to the **Completed** section of the Score Input page and find the students who have completed their assignments. Enter a numerical score in the score box to the right of their names and select **Save** when you're finished entering scores.

Manually Score Open-ended Assignments

The screenshot displays the Savvas Realize interface for an assignment. At the top, there are navigation tabs: PROGRAMS, CLASSES (selected), and DATA. Below this, the current class is identified as 'Period 1 Lit Gr 7'. A sub-menu includes Assignments (selected), Calendar, Discuss, Students & Groups, and Class Settings. The main content area shows an 'Open-Book Test' assignment assigned to 'Period 1 Lit Gr 7'. A table below lists the student 'Brown, Fred' with a score status of 'Scored', a send status of 'Sent', and a score of '70%'. The footer contains copyright information for Pearson Education, Inc. and the PEARSON logo.

Student	Score status	Send status	Score
Brown, Fred	Scored	Sent	70%

To manually score open-ended questions, select the assignment and then click **Review and send scores**.

Enter a score for each question and click **Save and continue**. Teachers click **Review and send scores** when they want to send the scores to students. Students will not see their grade for an assessment that includes open-ended test questions until the teacher grades those test questions and send the scores to students.

Discussion Prompts

The screenshot shows the 'Edit an assignment' dialog box in the Savvas Realize interface. The dialog is titled 'Edit an assignment' and has a close button (X) in the top right corner. It contains the following fields and options:

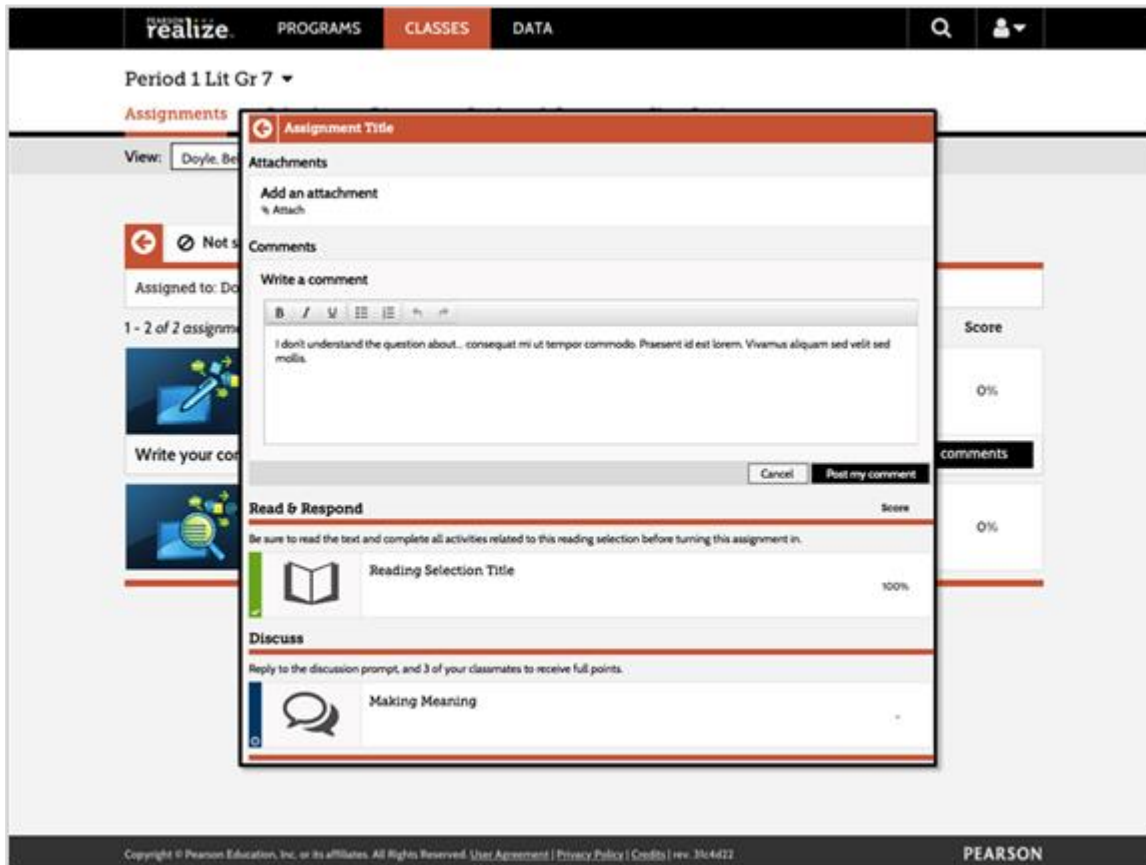
- Title:** A text input field containing 'Character Parallels'.
- Start date:** A date picker showing '02/13/2017'.
- Due date:** A date picker showing '02/17/2017'.
- Instructions:** A text area containing the word 'optional'. Below the text area, it says '250 characters remaining'.
- Enter a class, group, or student name:** A dropdown menu with 'Period 1 Lit Gr 7' selected.
- Buttons:** 'Cancel' and 'Save' buttons at the bottom.

The background shows the 'Discuss' tab selected in the 'Period 1 Lit Gr 7' class interface. The top navigation bar includes 'realize.', 'PROGRAMS', 'CLASSES', and 'DATA'. The bottom footer contains copyright information for Pearson Education, Inc. and the PEARSON logo.

You can use the Savvas Realize discussion board prompts to start a discussion with your students, and your students can post comments and questions to which you can respond.

Teachers have the option to create discussion board prompts that can be graded as a student assignment, or not graded at all. You can score on student participation or quality of response.

Comment on Assignment



Students and Teachers can both comment on assignments and initiate comment threads. To submit a comment, first, click **Write a comment** and enter the comment text, then click **Submit**. Teachers can remove or edit the comment at any time.

A Student also has the ability to comment on an assignment; however, the teacher won't see the comment until the student submits the assignment.

Once a teacher views a comment post initiated by a student, the students will see a notification. Click **Write a comment** to add a response. Each comment receives a name, date, and time stamp. The most recent comments appear at the top of the thread.

Key Points



Review and Score Assignments

Key Points:

- Review and Comment on Assignments
- Score Student Assignments

In this tutorial, you learned how to review and comment on content assigned to your students, and how to score student assignments by individual, or by group.

Learn More

On-Demand Tutorials & Guides



Live Webinars & Workshops



Support Tools & Resources



To learn more about this and other Realize topics, visit MySavvasTraining.com.