

# Realize Reader

## Access for Teachers and Students



### Introduction

Realize Reader, formerly known as eText 2.0 for Schools, is a digital book platform that provides an engaging, interactive learning experience for students and teachers, and allows users to take their textbooks on the go. Realize Readers include video, interactive charts, graphs, drag-and-drop activities, and a notebook service. These features are in addition to basic eReader features, such as annotations, highlights, and bookmarks. Some titles offer offline access, which includes the multimedia and interactive content. Students that are assigned work in a Realize Reader can complete their assignments on or offline and submit their assignments on Savvas Realize™. Teachers can then review each student's work completed on the assigned pages.

### Realize Reader Access

Teachers gain access to the books associated with a Savvas Realize program when they add the program to their account. Students can access Realize Readers once they are enrolled in a class that uses a program that includes Realize Reader. If the program includes a Realize Reader, teachers and students can access the digital book in a web browser or through the Realize Reader app.

### Access Realize Reader with a Web Browser

Teachers and students can access Realize Reader through a web browser when signed in to Savvas Realize, or when accessing Savvas Realize from EasyBridge, using a computer, laptop, or Chromebook™ notebook computer. Realize Readers may be listed in the Table of Contents for a program or listed in the eText section.

© 2018 Google Inc. All rights reserved. Chromebook™ is a trademark of Google Inc.

**Table of Contents**

- Teacher's Edition
  - Info
- Student Edition
  - Assign
  - Info
- Unit Resources
- Assessments

**Callout 1 (Left):** To access Realize Reader, select the digital book from the program Table of Contents.

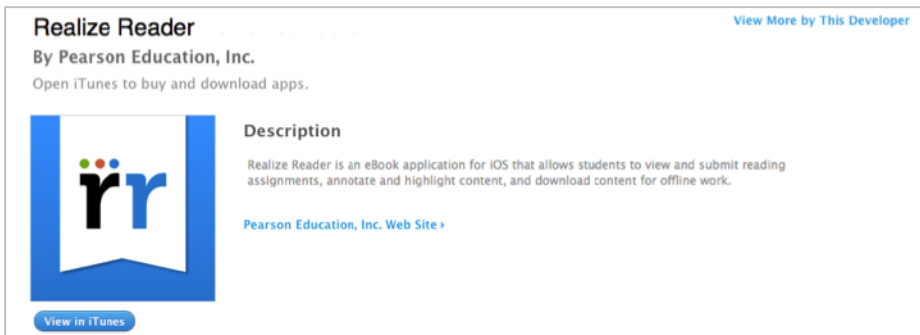
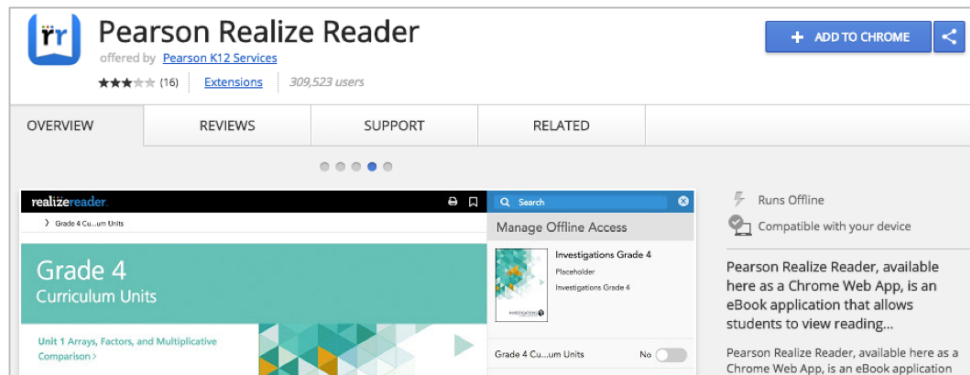
**Callout 2 (Right):** For some programs, Realize Reader is accessed through the eText menu. Leveled readers are also available as Realize Readers.

## Access Realize Reader with the App

Realize Reader can be accessed through the app on iOS®, Windows® 10 (64-bit), or on a Chromebook notebook computer with the Chrome™ app.

© 2018 Google Inc. All rights reserved. Chrome™ is a trademark of Google Inc.  
IOS is a trademark or registered trademark of Cisco in the U.S. and other countries and is used under license.  
Windows® is either a registered trademark or trademark of Microsoft Corporation in the United States and/or other countries.

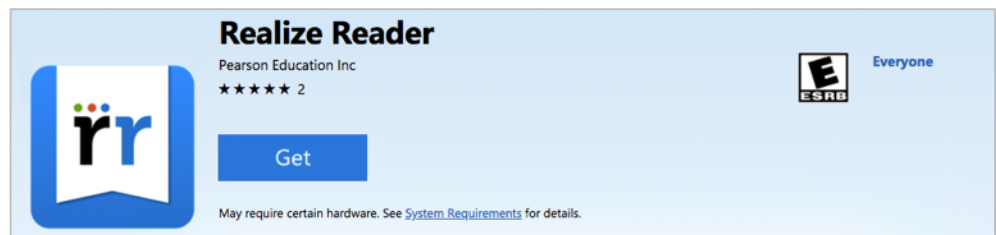
To access Realize Reader on a Chromebook notebook computer, download and install the Realize Reader app from the [Chrome™ Web Store](#).



To access Realize Reader through iOS, download and install the Realize Reader app from the [iTunes® App Store](#).

*iTunes® is a registered trademark of Apple Inc.*

To access Realize Reader through Windows, download and install the Realize Reader app from the [Microsoft App Store](#).

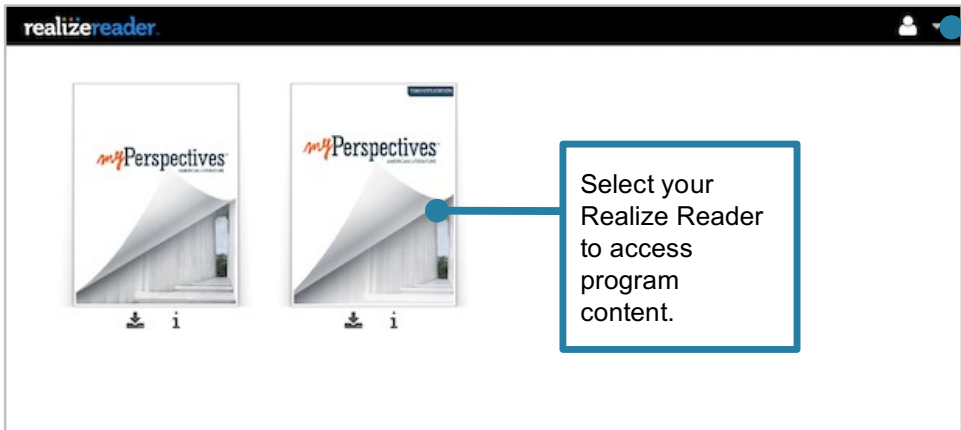
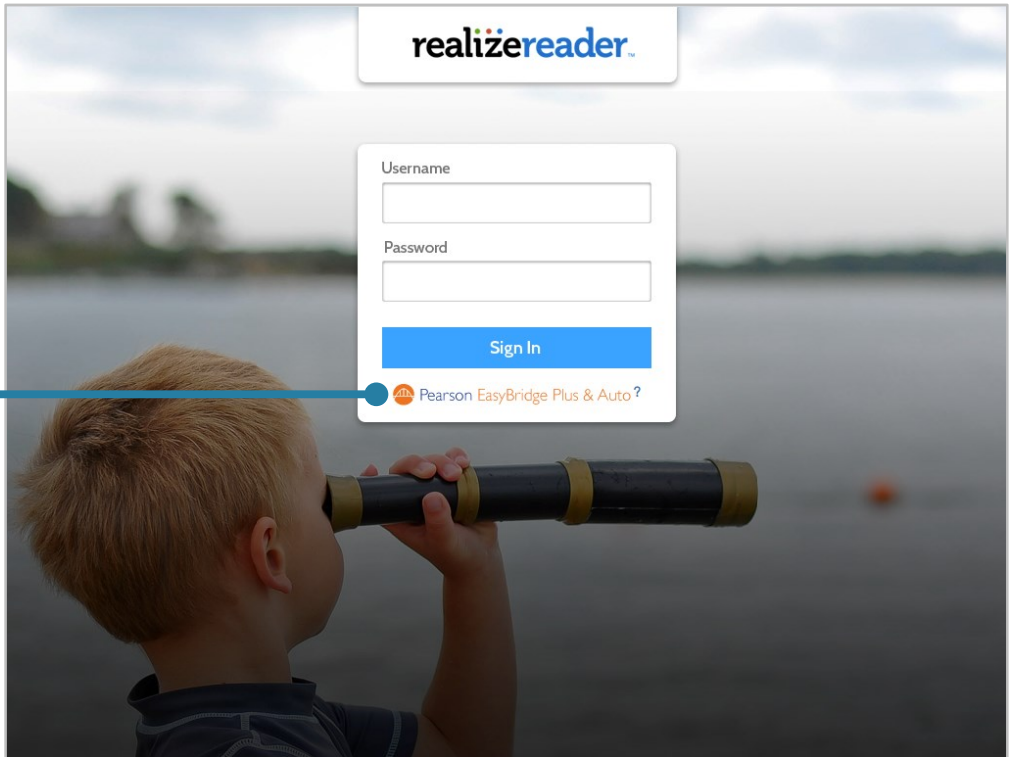


EasyBridge Basic teachers and students launch the app and sign in with the same account they use for Savvas Realize. EasyBridge Plus and Auto teachers and students click the **Savvas EasyBridge Plus & Auto** link to sign in with their district credentials.

## Access Realize Reader with the App

EasyBridge Basic teachers and students launch the app and sign in with the same account they use for Savvas Realize. EasyBridge Plus and Auto teachers and students click the Savvas EasyBridge Plus & Auto link to sign in with their district credentials.

EasyBridge Plus and Auto users log in by selecting the Savvas EasyBridge Plus & Auto link.



Select your Realize Reader to access program content.

Log out using the profile icon, and by selecting **Log out**.