

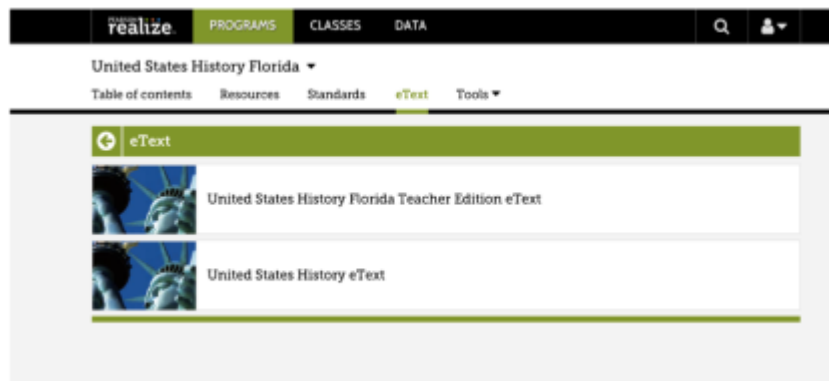


Module 1 – Overview of Program Components

Sign in to **Pearson Realize**. Choose **Program**.



Open **eText** tab.





Explore the **Realize Reader** eText. (Audio, Table of Contents, Highlights and Annotations, Notebook, Glossary)



From the Chrome Web Store, add the extension Google Translate. Translate the eText.



Also in the Chrome Web Store, add the app, **Realize Reader**. Download your entire book or one topic for offline use.

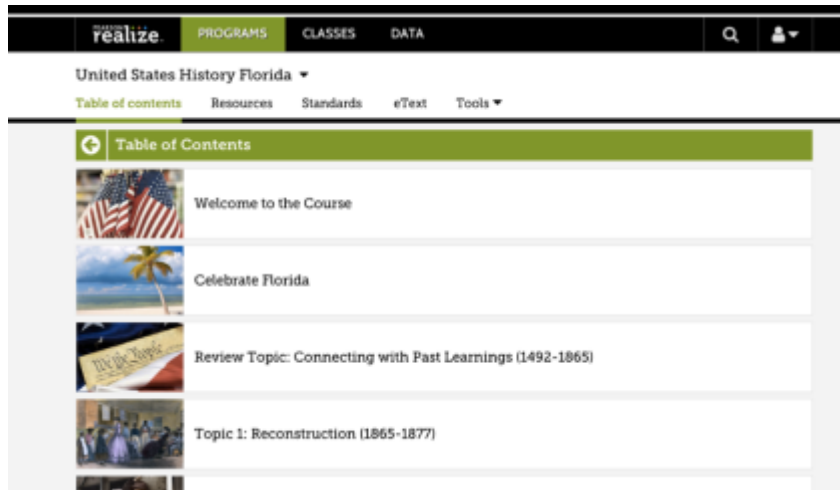




Open the **Teacher's Edition eText** to explore resources.

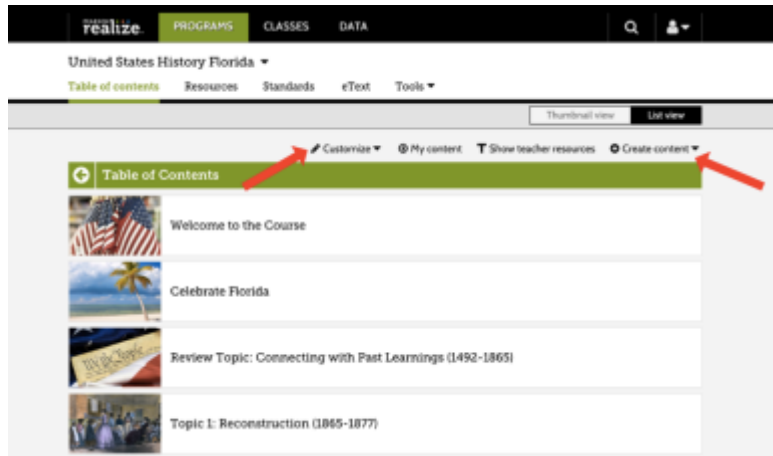


In Realize, in the **Table of Contents**, locate **Celebrate Florida**. Search through additional resources.





In the **Table of Contents**, practice customizing your view and creating content.



In the **Standards** tab, drill into your course standards. Click on a standard or use the **Search** tool to find content connected to that standard.

