



SAVVAS
LEARNING COMPANY

The Active Social Studies Classroom



Make a map of your classroom!



How does California myWorld Interactive support active learning?

ACTIVE CLASSROOM strategies are just one of the ways California myWorld Interactive supports active learning. These strategies provide a ton of **cooperative learning** activities to get your students **actively involved** with the content.

Map Grid of a Classroom

SUMMARIZE What are some things a map shows? Why are maps important? (Maps show where things are located. They help you know where things are located so you can find them easily.)

EXPLAIN In which direction does a column go? In which direction does a row go? How would you find box C-3? (top to bottom; left to right; Look at column C and find the box in row 3. Or look at row 3 and find the box in column C.)

DRAW CONCLUSIONS How does putting a grid on a map make it easier to locate, or find, things? (A grid makes it easier because you can easily see where a thing is by where its box is in relation to other grid boxes on the map.)

ANALYZE IMAGES Look at the map grid. What is located in box A-1? What other grid boxes have the same things as them? (Two desks are in grid A-1. Boxes A-2 and A-3 also contain desks.)

ACTIVE CLASSROOM

Draw A Map Children gather in small groups to create a map of their classroom. You may provide them with large-grid paper to help them approximate scale and arrangement of objects on their maps. Encourage children to show as many details as possible, including desks, closets, bookcases, storage bins, etc. Invite volunteers to share their classroom maps with the class.

ACTIVE CLASSROOM

Draw A Map Children gather in small groups to create a map of their classroom. You may provide them with large-grid paper to help them approximate scale and arrangement of objects on their maps. Encourage children to show as many details as possible, including desks, closets, bookcases, storage bins, etc. Invite volunteers to share their classroom maps with the class.



Play, "Who Am I?" using descriptions of different branches of the government.

Located strategically throughout every lesson!

Jumpstart Activities activate interest in the chapter topic through a variety of unique and engaging prompts.

Activity-based Learning

Jumpstart Activity INTERACTIVITY

Look out the window or walk outside of the school with your teacher and classmates. Make a list of the natural resources you see and the ways people use each resource.

Jumpstart Activity

Look out the window or walk outside of the school with your teacher and classmates. Make a list of the natural resources you see and the ways people use each resource.

Available in student worktext or in online notebook

Rap About It! AUDIO

The Power of Geography

Preview the chapter **vocabulary** as you sing the rap:

American Indian folk were spread all over the land

And stayed in one place for most of the year

Sing About It! AUDIO

Our Country Today

Preview the chapter **vocabulary** by singing the song to the tune of "Rockabye, Baby."

When people **vote**
They each make a **choice**
We are all citizens.
We have a voice.

We elect people
To serve and to lead.
With honesty and fairness
In action and deed.

Sing About It! and Rap About It! songs offer another way for students to actively explore content through the use of music. Students can clap, stomp, sing, or rap...talk about engaging!

Located at the start of every chapter!

☑ Reading Checks

Visuals to identify and label

Main Idea and Details

☑ Reading Check

Main Idea and Details

Fill in the chart by **identifying** physical characteristics of valleys and deserts.

Valleys	Deserts



1. ☑ Reading Check

Use the map to **identify** which natural resources are found in California's forests. Circle the resources on the legend.

Reading Checks are positioned strategically throughout the text to **check comprehension** and ensure students **interact** with the text as they read. You can also use them as a whole-class discussion point to encourage collaboration and connections to the content.



realizereader™

Online interactivities
on **Savvas Realize®** help spark
interest and curiosity, while supporting
engagement with the content.

Watch



01:54 / 05:11



Videos

The **BIG**
Question



Interactivities

The Big Question
interactivities and videos encourage
excitement and active involvement at
the start of every chapter.

Personal Finance Tips

Ways to Earn Money

- Help at home
- Babysit
- Help people take care of their yards
- Dog-sit
- Wash
- Sell lemonade or other

Don't Forget to Spend Smart

Ask yourself: What does it cost?
How long will it take you to earn that much money?

Student Activity Mats

myWorld
INTERACTIVE
Student Activity Mats
Grades
K-2

These mats were developed to be used in numerous ways with your class. Children can use and reuse them. They are also available online at www.PearsonSchool.com/SocialStudies.

My Budget

What I Earned	\$	What I Saved	\$	What I Gave	
TOTAL		TOTAL		TOTAL	

What I Spent	\$	Total Earnings	
		Total Savings	
		Total Giving	
		Total Spending	
		TOTAL REMAINING	
TOTAL			

Mat

Some Ideas for Using Each Mat With Your Class

1A United States



- Teach the geography skill of recognizing types of maps (political and physical).
- Have children practice with the legend, scale, and compass rose to make sure they understand what these map features are for and how to use them.
- Have children locate their home state in the United States and determine its relative location.

1B United States Outline



- Have children locate and label their home state and other states or cities of interest; have them add items to the legend and map, determine direction, and measure distance.
- Children can color in and illustrate the map with key products and resources, tourist activities, or important sites.

2A Did You Know?



- Read Amazing Facts! with the class and have them answer the questions after each one.
- Have children draw and color a symbol from their state.
- Bring in pictures of the current U.S. President and children can draw his or her portrait.
- Talk together about the state symbols and inventions shown on the mat. What other symbols and inventions do the children know about? What other symbols do they think the states should have? When was the last time they used the inventions shown?

2B Who, What, Where in the United States?



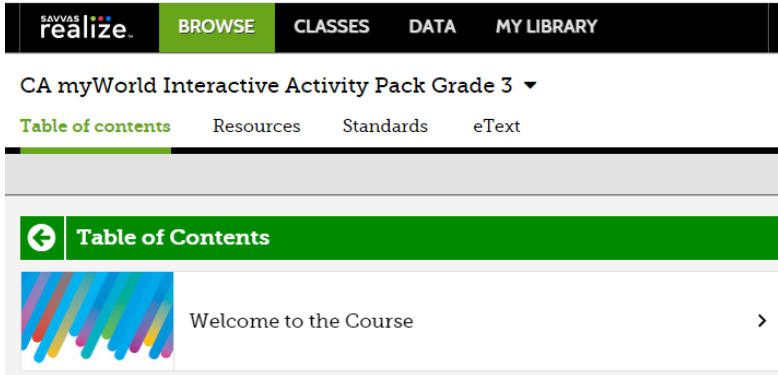
- Use the mat when the class is studying about key people, places, or events. There is one example filled in for each category. Have children write or draw others as they learn about them.
- Children can work in groups, with each group member researching one quadrant; they can share what they learn, and others can fill in their own mats by practicing good listening.
- Use the blank quadrant for other categories, such as Holidays, Symbols, Heroes, Important Words to Remember, Interesting Quotations, or something of community interest.

Student Activity Mats




provide numerous opportunities for students to actively explore content in a variety of ways. For example, students learn about money by creating their own budgets!

Teacher Support Guide

provides ideas for using each of the mats within your classroom.




Teacher Activity Guides contain supplemental lesson plans and creative activities to engage and extend learning. The guides provide

-  **inquiry projects**, to support project-based learning;
-  **differentiated support** options, including whole class, small group, and individual; and
-  **flexibility**, so you can decide what works for your students.

Primary Source

The New Colossus

Both Ellis Island and Angel Island were immigrants' processing centers in the late nineteenth to early twentieth century. Ellis Island is located near Ellis Island, and the Statue of Liberty is inscribed on a plaque at the base. Then answer the question below.



Statue of Liberty

Vocabulary

huddled, *adj.*, crowded together
yearning, *v.*, longing
wretched, *adj.*, unfortunate, miserable
refuse, *n.*, cast-away(s)
seeming, *adj.*, full
tempest, *n.*, storm

1. What do you think the passage means by, "I lit my lamp beside the golden door?"

Primary Sources

Additional primary sources to provide extra support or enrichment

Readers Theater

Family Fun Day

The Parts

Five players:

- Narrator
- Mrs. Dawkins, a teacher
- Abigail, a child
- La'Quinton, a child
- Maria, a child

Director's Notes:

The Narrator stands to the side a little bit closer to the audience. The teacher is happy and looks fun day with her children and...

Narrator: Mrs. Dawkins is ready for Family Fun Day!

Mrs. Dawkins: We are going out to the football field to play. If you see your family, give them a big wave!

Readers Theater

Fun skits/plays for small groups along with rubrics to help rank their reading performances

Great for supplemental support!

Quick Activities

Make a Family Tree

Materials: Blackline Master: My Family Tree

Explain to children that a family tree is a picture of a family's history. Family trees usually start with the oldest generation and branch into past generations of family.

Distribute the blackline master, **My Family Tree**, and explain the generations that should be used to create the family tree.

Tell children that they should begin by writing their names in the bottom oval, then their parents' names in the oval above theirs, and so on. Instruct children to draw their picture of themselves. Instruct children to draw their grandparents in the remaining two ovals above theirs, and explain that the lines of the family tree, and explain that the lines should be placed in the two ovals above their father's and mother's ovals.

Culturally Responsive Teaching: Be aware of families who have adopted or who have absent parents. Allow the development of two trees with a looser definition of "family" than the traditional family tree.

Quick Activities

Activities to extend learning or provide additional practice

Quest Kick Off

Investigating Primary Sources

The local historical society has decided to stage a reading of a short fictional discussion among several very different important people from colonial times. They need an investigative team to study primary source documents and images in order to faithfully imagine what a conversation among these figures might have looked like.

To help you write your script, you and your team will investigate the following:

Activity 1 John Smith: Read a quote from and study a portrait of Captain John Smith of Virginia.

Activity 2 Otaobah equiano: Determine the view toward slavery of a former enslaved man.

Activity 3 Pocahontas: Study the portrait of an American Indian woman who was a Virginia planter.

Activity 4 Canasatego: Determine the circumstances to which an American Indian man is responding.

Complete Your Quest
Write your script and read it to the historical society, demonstrating your careful study of the primary source material.

Life in the Colonies 65 Quest Student Worksheet

Quests

Additional opportunities for inquiry and project-based learning

California myWorld
Interactive supports
active learning
through...

Active
Classroom
Strategies

Teacher
Activity
Guides

Student
Activity
Mats

The Big
Question

Sing
About
It!/Rap
About It!

Jumpstart
Activities

Reading
Checks

Need additional
tips?

Look no further than the **Front Matter** of your
Teacher's Edition. The **Real Learning Through
Inquiry and Activities** section provides support for
high-quality, activity-based instruction.

Print TE



Online TE

