

Digital Path—Topic and Lesson Review

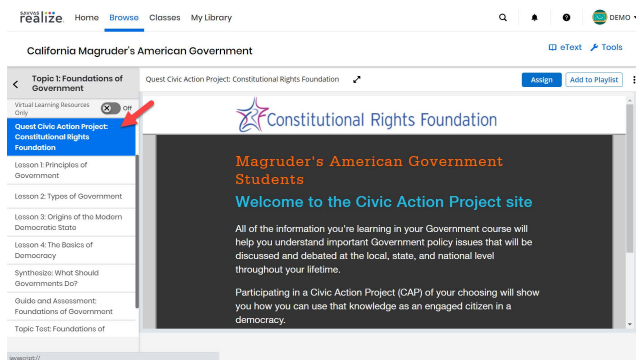
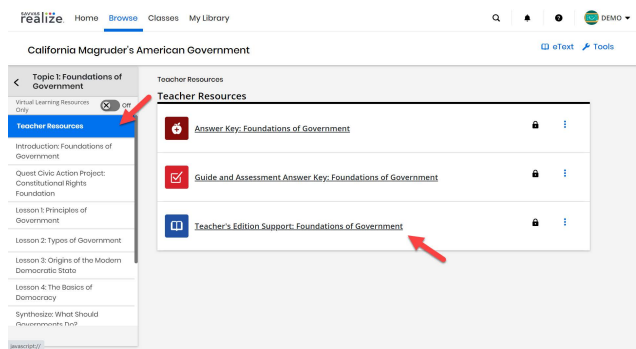
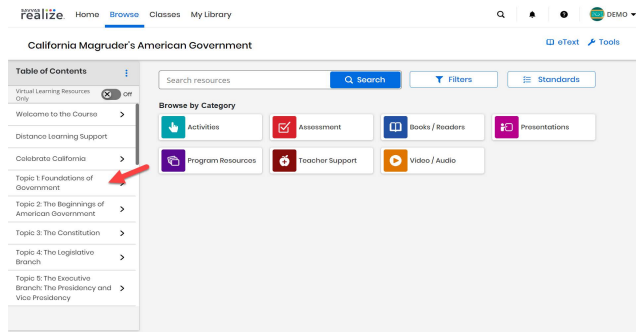
Not sure how to access the topic and lesson resources for Savvas California History-Social Science programs? Follow the path to learn how!



Topic Walk-Through

Navigate to Topic-level Resources

Explore topic-level resources.



Click to Discover

From the Table of Contents, click a topic folder to explore the following:

- Topic Introduction
 - My Story Video
 - The Essential Question
 - Overview Activity

Click **Teacher Resources** to locate support. Click the **Teacher's Edition Support** link to locate the Topic Organizer.

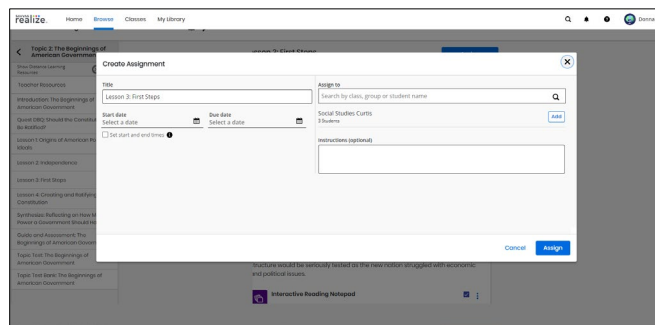
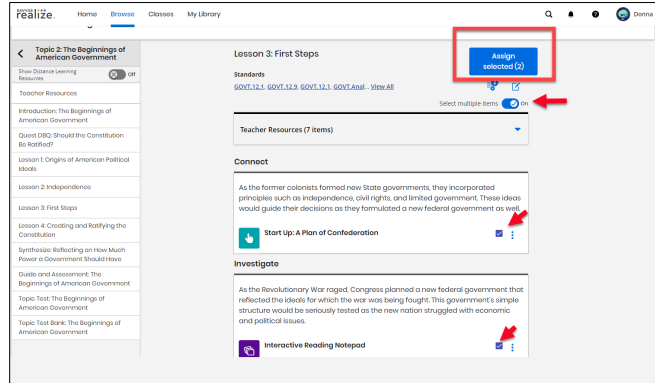
Magruder's American Government and Economics:

Click the **Civic Action Project**, or **Civic Discussion**, or **Document-Based Question (DBQ)** option. Click the **Teacher Resources** drop-down menu to locate support.

United States History and World History:

Click the **Project Based Learning**, or **Document-Based Question**, or **Civic Discussion** option. Review the **Teacher Resources**. Click the **Teacher Resources** drop-down menu to locate support.

Explore how to make an assignment

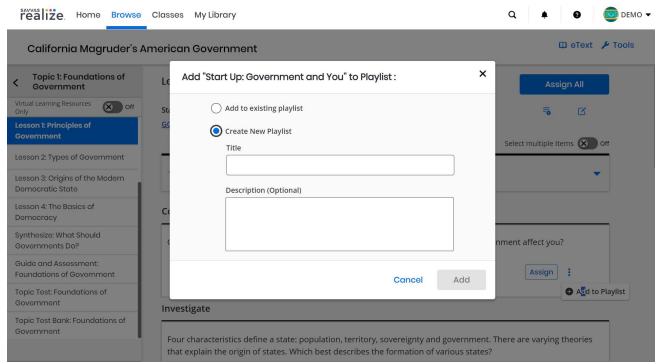
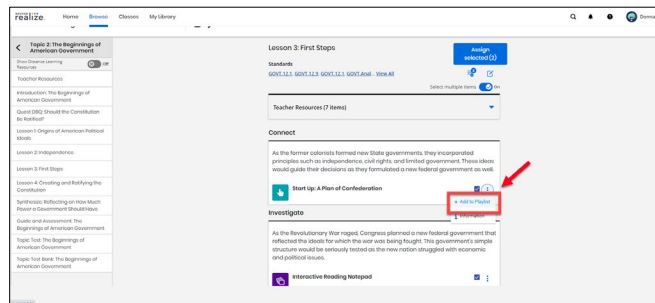


Within a topic or lesson-level options, select the desired content to assign to students. (Note: You can make multiple assignments at one time by turning on the “Select multiple items” option ON, and then checking the box next to content you wish to assign). Click **Assign Selected**. The **Create an assignment** box will display. Practice making an assignment.

- Enter the Start and Due dates
- Set a start and end time (This reduces students’ ability to share answers)
- Add any instructions in the Instructions box
- Enter a class, group or student name; select from the options that appear.

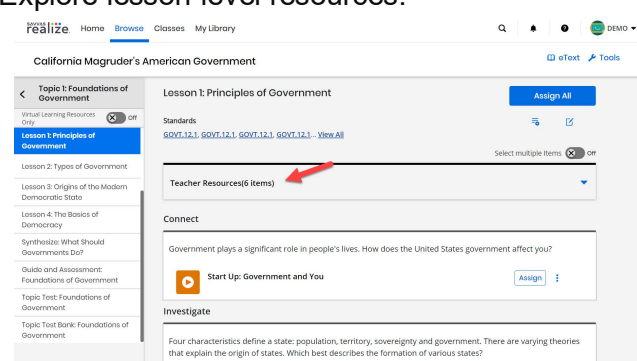
Click Cancel (if you are just practicing) or click Assign to assign content to your students.

Explore how to create a Playlist



From a topic or lesson-level options, check the boxes next to the desired content you wish to include in a playlist. Click the eclipses and select, **Add to Playlist**. Then in the **Add to Playlist** box, click **Create New Playlist**. Type a title and description, then click Create Playlist.

Playlists can contain a unique combination of content that can be assigned at any time to your students. It’s a great way to organize what you want to include as part of your virtual classroom (i.e. Distance learning assignments, remediation or enrichment assignments, etc).

Lesson-Level Resources	
Navigate to Lesson-Level Resources	Click to Discover
<p>Explore lesson-level resources.</p>  <p>California Magruder's American Government</p> <p>Topic 1: Foundations of Government</p> <p>Lesson 1: Principles of Government</p> <p>Standards: GOVT.12.1, GOVT.12.1, GOVT.12.1, GOVT.12.1 - View All</p> <p>Teacher Resources (6 items)</p> <p>Connect</p> <p>Government plays a significant role in people's lives. How does the United States government affect you?</p> <p>Start Up: Government and You</p> <p>Investigate</p> <p>Four characteristics define a state: population, territory, sovereignty and government. There are varying theories that explain the origin of states. Which best describes the formation of various states?</p> <p>Teacher Resources (7 items)</p> <ul style="list-style-type: none"> 21st Century Skill: Identify Main Ideas and Details: Teacher Support Lesson Summary: Origins of American Political Ideals Lesson Summary Audio: Origins of American Political Ideals Lesson Summary B: Origins of American Political Ideals Answer Key: Origins of American Political Ideals Teacher's Edition ELD: Origins of American Political Ideals 	<p>From the topic-level resources, click a lesson folder to explore the following:</p> <ul style="list-style-type: none"> • Connect: <ul style="list-style-type: none"> ○ Start Up • Investigate: <ul style="list-style-type: none"> ○ Interactive Reading Notepad ○ Editable Presentation ○ Flipped Video ○ Lesson eText (varies by lesson) ○ Interactive Map/ Gallery ○ Analysis Skill/Primary Source (varies by lesson) ○ Personal Finance Core Concepts (Economics) • Synthesize: <ul style="list-style-type: none"> ○ Activities vary by lesson • Demonstrate: <ul style="list-style-type: none"> ○ Quiz (online) <p>Towards the top, be sure to click Teacher Resources drop-down menu, and review the resources, such as answer keys, Lesson Summaries and ELD support materials.</p>