



US History Interactive: WWI to Present Digital Path Topic/Lesson Resources

Topic-Level Resources

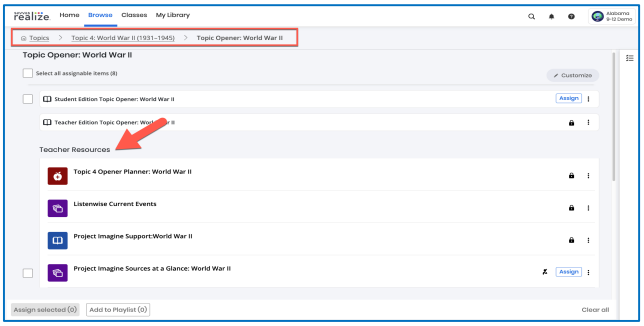

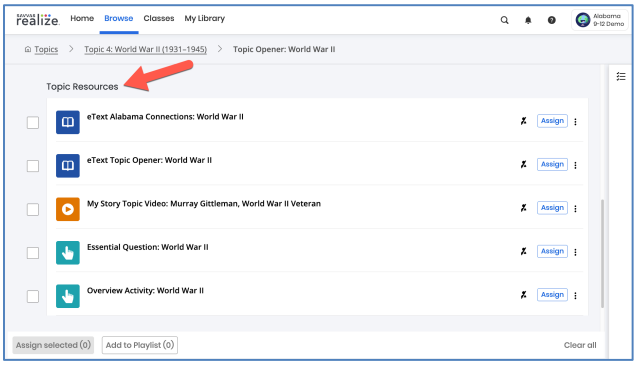

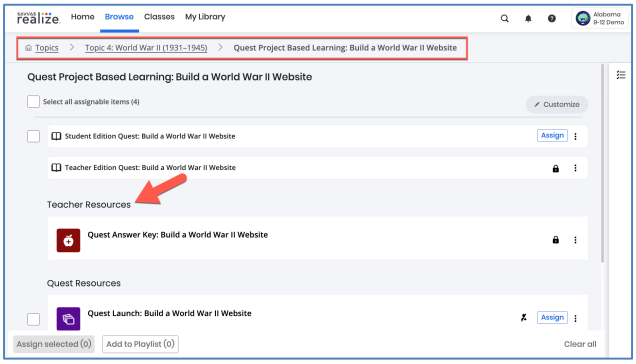

From the Table of Contents, click a topic to explore the following:

Click the *Topic Opener folder.*

Begin by scrolling through *Teacher Resources* to locate support.

Topic Opener/Introduction

- My Story Video
- The Essential Question
- Overview Activity
- Connections to Today
- Listenwise
- Primary Source and Reading Guide

From a topic, click the *Quest: Project-Based Learning, Document-Based Question*, or *Civic Discussion*.

View *Teacher Resources* to locate support.

Copyright © 2027 Savvas Learning Company LLC All Rights Reserved.

Lesson-Level Resources

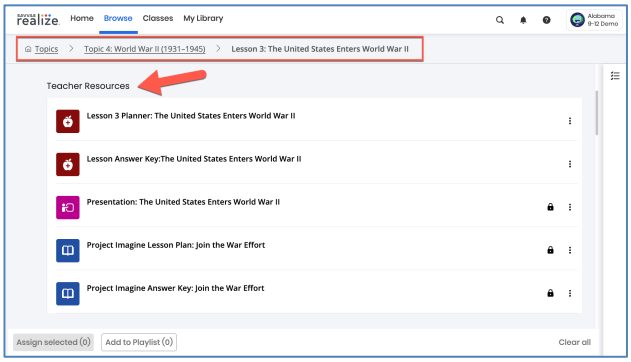

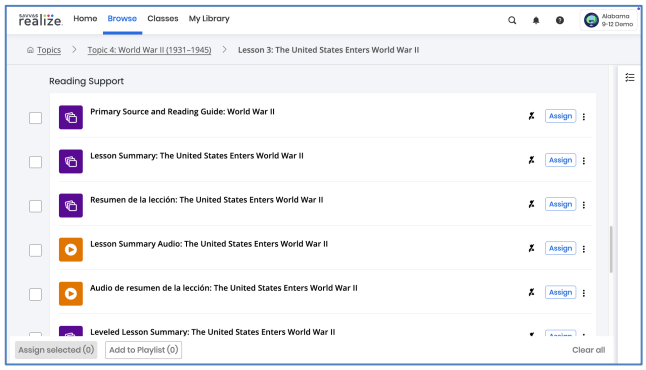

From the topic-level, select a lesson to explore the following:

- Connect:
  - Start Up Activity
- Investigate
  - Lesson eText link
  - Flipped Video
  - Interactivities (Map, Gallery,3-D Model)
- Project Imagine (US and WH only)
- Synthesize:
  - Lesson Synthesize
- Reading Support
  - Primary Source and Reading Guide
  - Lesson Summary/Audio Summary
  - Leveled-Lesson Summaries
- Demonstrate:
  - Lesson Assessment eText
  - Online Lesson Quiz
  - Editable Lesson Quiz
- Additional Resources
  - 21st Century Skills Tutorials
  - Biography and Hip-Hop Songs

Review Teacher resources, such as answer keys and support materials, at the top of the page.

How to Create an Assignment

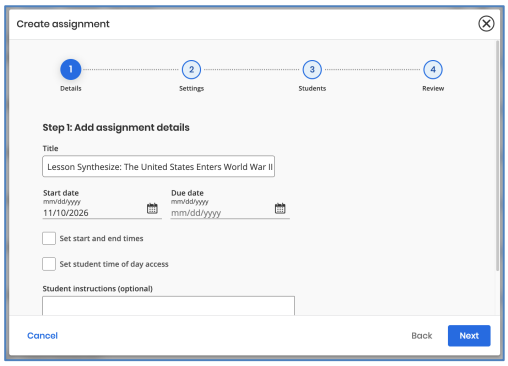

Within a topic or lesson, check the box next to the desired content or check *Select all assignable items*, then *Assign Selected*.

In the *Create Assignment* box, complete the following steps:

- Enter the Start and Due dates
- Set a start and end time and student time of day access
- Add any instructions in the Instructions box
- Enter a class, group or student name; select from the options that appear.
- Review your selections and click *Assign*

Copyright © 2027 Savvas Learning Company LLC All Rights Reserved.

How to Create a Playlist

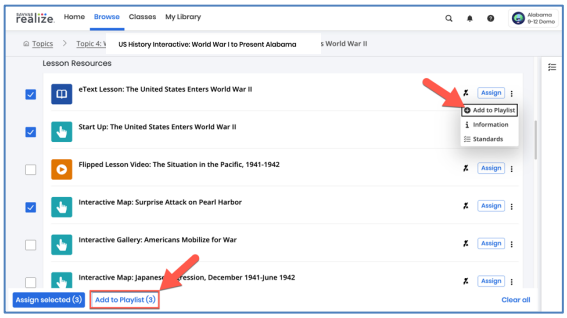

From a topic or lesson check the boxes next to the desired content. Click *Add to Playlist*.

Then click *Create New Playlist*. Type a title and description, then click *Create Playlist*.

Teacher Planning and Presenter View

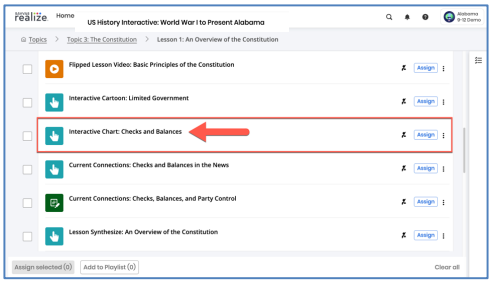

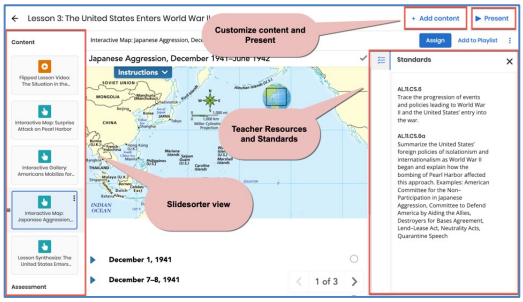

Click on any item to open the *Teacher Planning and Presenter View*.

- On the left side, in the slide-sorter view, find activities for the lesson.
- In the middle, preview the activity.
- On the right, find the standards and *Teacher Resources*.
- Click *Add Content* to upload customized content to a lesson.
- Click *Present* in the upper right to display the lesson components.

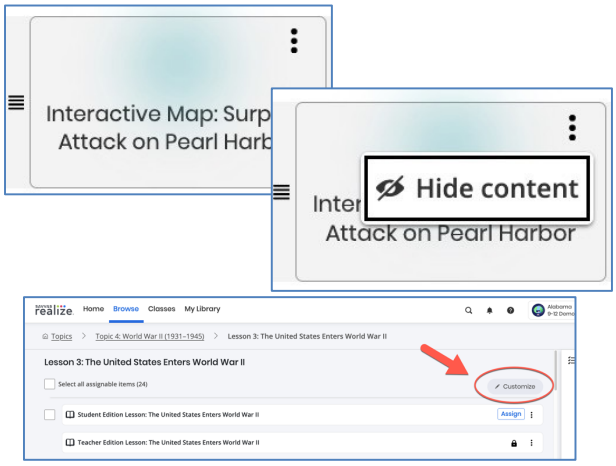

In slide-sorter view, use the lines on the left to drag and drop the lesson elements to rearrange order of content.

Click the 3 dots on the right to hide any content.

At the lesson level, click *Customize* to add personalized content and links from a variety of sources

Copyright © 2027 Savvas Learning Company LLC All Rights Reserved.