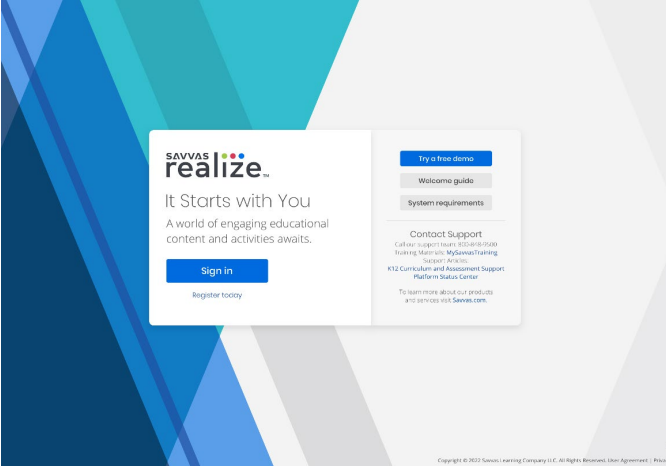
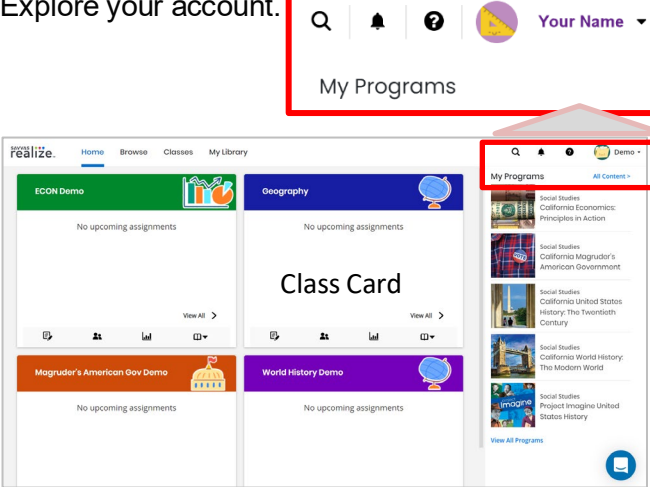
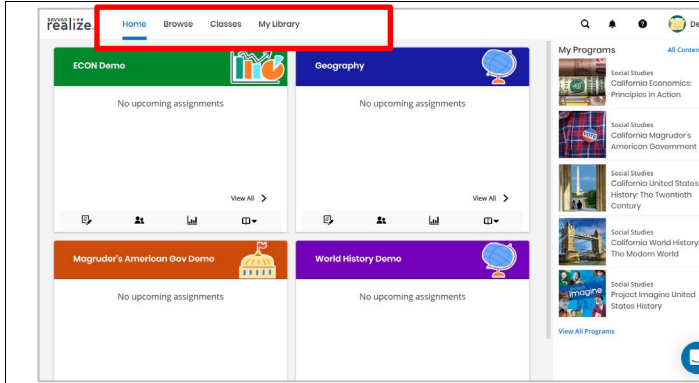


Digital Path—Get Started on Savvas Realize™



Not sure how to access the digital resources for Project Imagine™?
Follow the path to learn how!

Navigate Pearson Realize	Click to Discover
<p>Sign in to SavvasRealize.com.</p> 	<p>Click Sign In.</p> <p>My username is _____ (Store your password in a secure location.)</p> <p>Note these helpful resources at the bottom of the page:</p> <ul style="list-style-type: none"> • Getting Started • System Requirements • Contact Support <p>Tech Support: 800-234-5832</p>
<p>Explore your account.</p> 	<p>This is the Savvas Realize Home screen.</p> <ul style="list-style-type: none"> • Your name and icon in the upper-right corner provides access to settings, announcements, and the Sign Out option. • The magnifying glass icon allows you to quickly search for content. • The bell icon alerts you to any notifications • The question mark icon links to Training and Help. • The Conversation icon on the bottom right provides program/platform messages and tips. <p>You can access all of your digital program content on the far right under My Programs. Simply click your program title to access lessons, assignable content, assessments, and student and teacher eText.</p> <p>Once you have at least one class, you will see a class card in the main section of your home screen. The card provides information on recent assignments, including how many students have completed them, any</p>

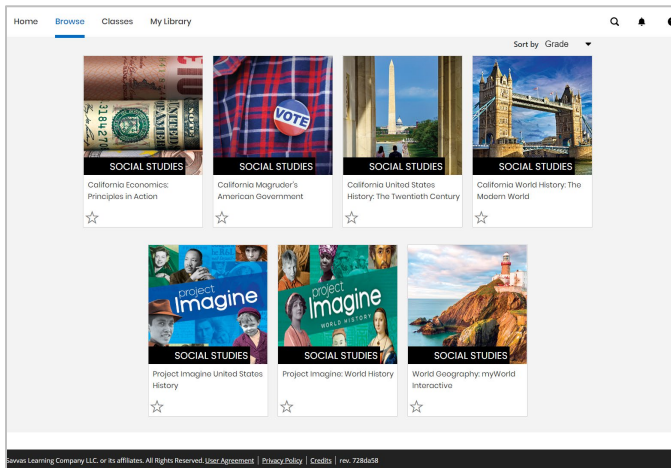


new comments and the due date.

Click the tabs at the top to navigate to the following:

- **Browse:** Browse the main programs and supplemental Activity Pack options.
- **Classes:** Add a class or students or view assignments, data, discussion prompts and settings
- **My Library:** Access your personal library containing custom content, links, attachments, essay prompts, and custom

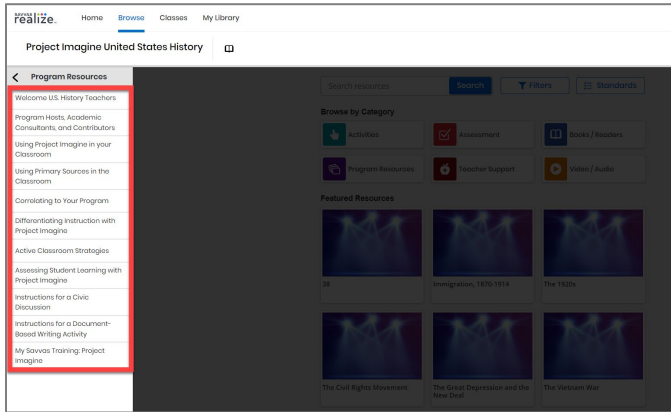
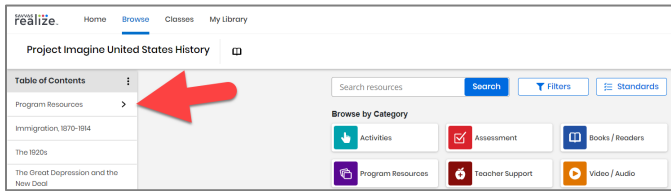
Browse programs.



Click **Browse** to access all of your subscribed programs.

Click your program to access all of your program's digital content including topic and lesson assignments, assessment and quizzes, student and teacher eTexts and digital Teacher Resources

Explore the **Program Resources** folder.



Click the **Program Resources** folder.

Explore the following options:

- Welcome U.S. History or World History Teachers
- Program Hosts, Academic Consultants, and Contributors
- Using Project Imagine in Your Classroom
- Correlating to Your Program
- Using Primary Sources in the Classroom
- Active Classroom Strategies
- Differentiating Instruction with Project Imagine
- Instructions for a Document-Based Writing Activity
- Instructions for a Civic Discussion
- Assessing Student Learning with Project Imagine
- My Pearson Training: Project Imagine

NOTE: To explore other features on Savvas Realize, view the other Project Imagine Digital Paths . Also visit the Savvas Realize **question mark** icon for additional training and help features.