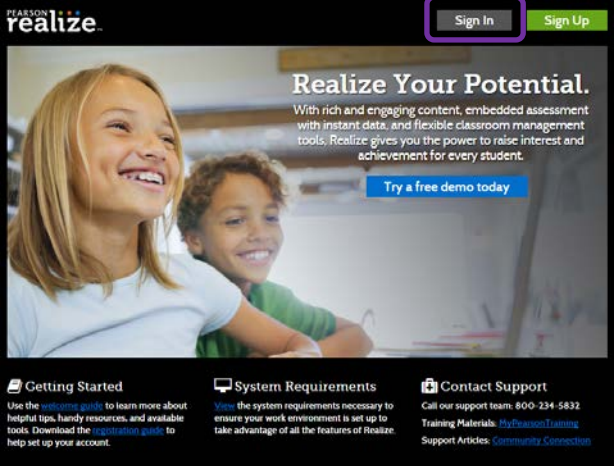
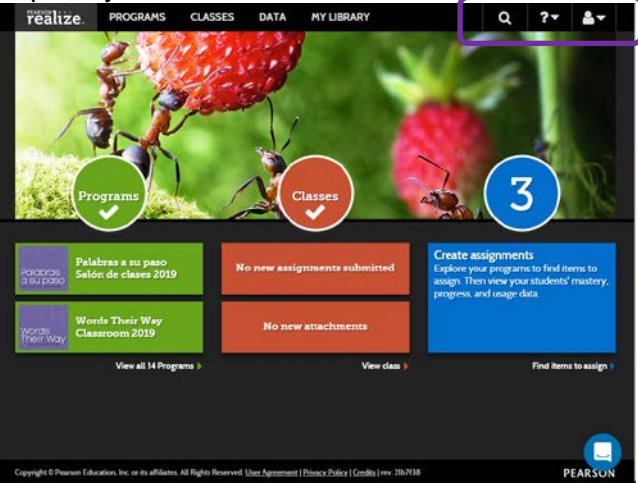
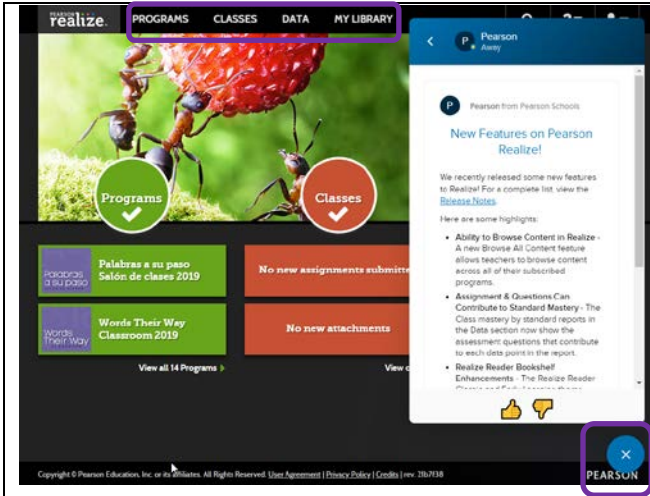


Digital Path—Getting Started with Realize™

Not sure how to access the digital resources for *Palabras*?
Follow this path to learn how!

Digital Path	Click to Discover
<p>Sign in to SavvasRealize.com.</p> 	<p>Click Sign In. Enter your username and password.</p> <p>Note the helpful resources on the Realize home page:</p> <ul style="list-style-type: none"> • Getting Started • System Requirements • Contact Support <p>My username is _____.</p> <p>Store your password in a secure location.</p> <p>Tech Support: 800-234-5832</p>
<p>Explore your account.</p>  <p>OpenEd® is a registered trademark.</p>	<p>This is the Realize home page. Notice the icons in the upper-right corner.</p> <p>The search icon gives you access to search for program content and resources via OpenEd®, which is an online resource library for K–12 teachers.</p> <p>The question mark icon gives you access to the following:</p> <ul style="list-style-type: none"> • Training (takes you right to My Savvas Training, our one-stop website for program support and resources) • Help (with the Realize platform, includes What's New?, Release Notes, Realize Help and Additional Support) <p>The person icon gives you access to the following:</p> <ul style="list-style-type: none"> • Settings (including account information and available programs) • Announcements (including new features or updates to the program) • Option to sign out of the program

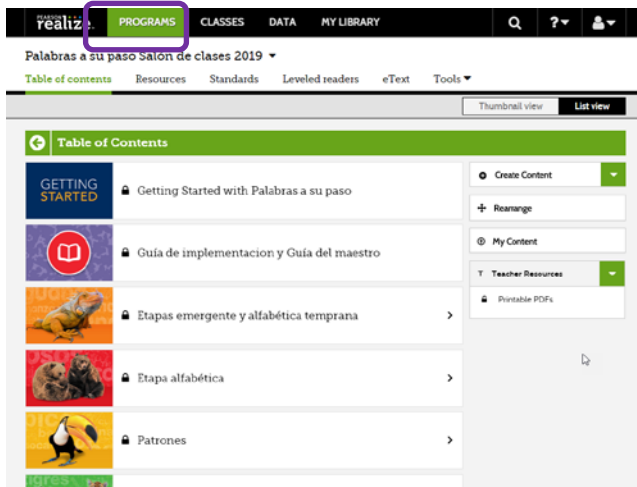


You may use the **circles** or the **tabs** at the top to navigate to the following:

- **Programs** (to view all program resources)
- **Classes** (to add a class or students or to see assignments)
- **Data** (to view online assessment results)
- **My Library**

The **messaging icon** on the bottom right provides program and/or platform messages and tips.

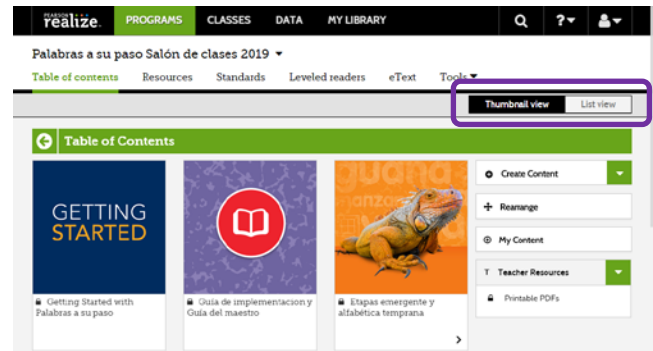
Explore Programs.



To browse **Programs**, click the *Palabras a Su Paso Salón de Clases* image cover to continue the tour. You will see the following:

- **Top navigation bar**—Programs, Classes, Data, My Library
- **Table of Contents**—Getting Started with *Palabras a Su Paso*, *Guía de Implementación* and *Guía del Maestro*, *Etapas emergente y alfabética temprana*, *Etapas alfabética*, *Patrones*, *Acentos y afijos*, *Derivaciones*, *Assess and Evaluate*, *Biblioteca de la clase*, and *Rhymes/Gran Libro de Rimas*
- **Side navigation bar**—Create Content, Rearrange, My Content, and Teacher Resources

NOTE: You can choose to view this information in Thumbnail or List view.



Explore **Getting Started with *Palabras a Su Paso*** from the **Table of Contents**.

Table of Contents

GETTING STARTED Getting Started with Palabras a su paso

GETTING STARTED
Palabras a su paso
SALÓN DE CLASES

Getting Started with Palabras A Su Paso Salon de Clases!

Welcome to *Palabras A Su Paso Salon de Clases*! This getting started information will help you get up and running with the program in no time. A great place to start is by viewing the Program Overview. Then, explore the resources below to learn more about *mVisión Lectora*. As more resources are added, the links will be activated.

Sections: Authors, Program Overview, How-To, Planning Resources

Authors

Program Authorship Team

Program Overview

Program Overview Video Program Overview Brochure What Is Word Study

Digital Walk-thru Realize (Online Platform)

How-To

Click **Getting Started with *Palabras a Su Paso***.
Click **Open in a new window**.

You will see videos and resources to help you get started with ***Palabras a Su Paso***.

Check out the following:

- Authors
- Program Overview
- How-To
- Planning Resources

Explore the sections. The resources on this page are subject to change at any time.

ACTIVITY: List two different resources that you think could help your instruction.

- 1.
- 2.

NOTE: To explore other features on Realize, visit the other Digital Paths on [My Savvas Training](#).