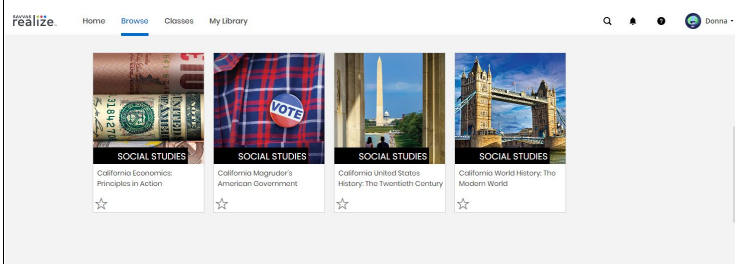


following:

- **Browse:** Browse the main programs and supplemental Activity Pack options.
- **Classes:** Add a class or students, view assignments, and access data.
- **My Library:** Access your personal library containing custom content, links, attachments, essay prompts, and custom

Browse programs.

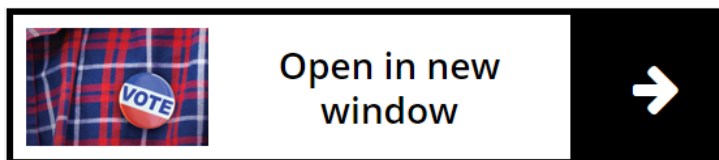


Click **Browse** to access all of your subscribed programs.

Click your program to access all of your program's digital content including topic and lesson assignments, assessment and quizzes, student and teacher eTexts and digital Teacher Resources.

Navigate to the Realize Reader eText.

Click the **eText icon** option at the top of the page and select the Teacher Edition eText.

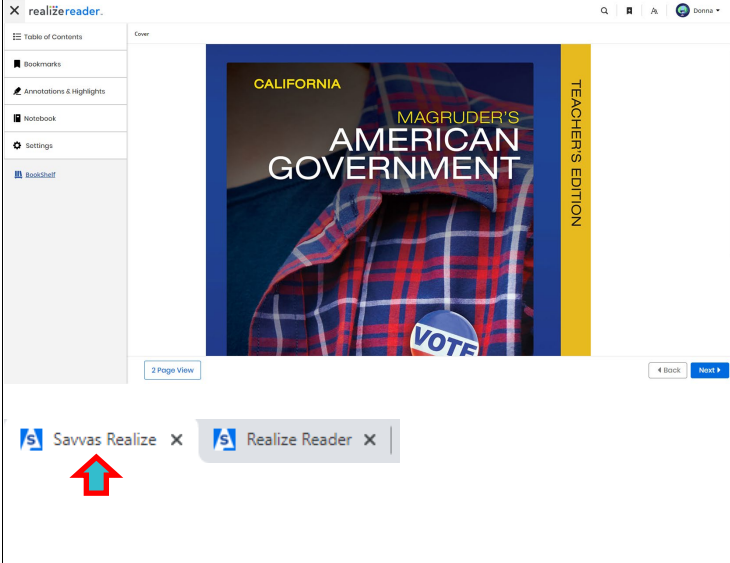


Click **Open in new window** to display the eText in a new browser window.

At the top, click the three bars to see the **menu and navigational pane**.



Explore the eText.



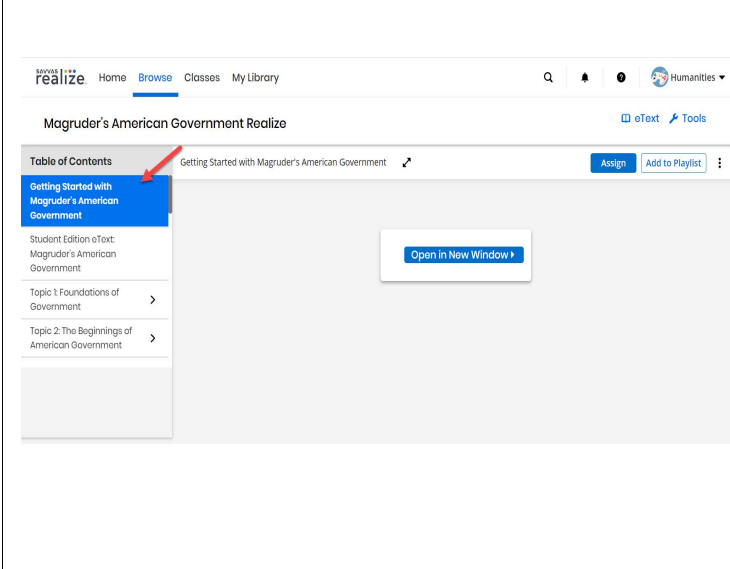
Use the Bookmark feature on the eText navigational pane to bookmark important pages within eText, including the materials in the Front Matter section.

Explore the various features within the eText toolbar. Use the space below to take notes.

Note: You can toggle between the Realize Reader eText tab, the Savvas Realize tab in your browser. Click the **Savvas Realize** tab, click **Exit**, then select **Table of Contents** to return to the Table of Contents.

Explore Welcome to the Course

Explore the Welcome to the Course option



Under the table of Contents, click **Getting Started with Magruder's American Government** for the following categories:

- How to Use This Program
- Differentiated Instruction Overview
- Professional Development

After the training session, please take some time to explore these PD resources in depth. Also, be sure to check out the leveled lesson summaries within each lesson.