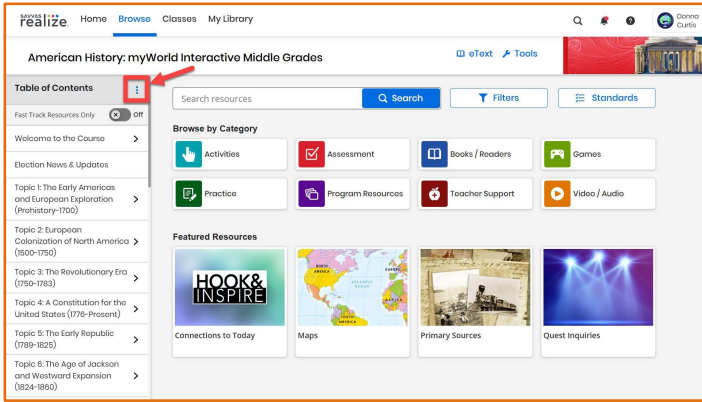
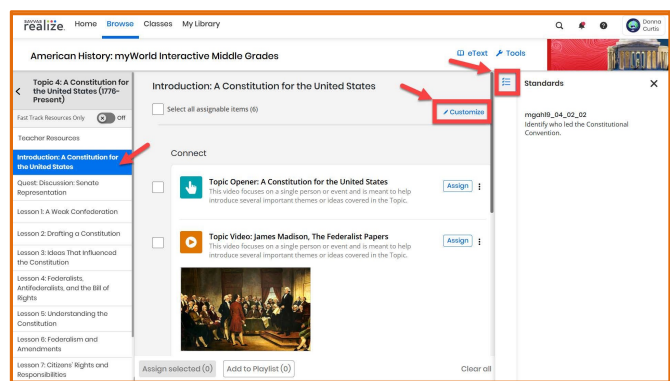




Digital Path Topic/Lesson Resources



Use the navigational pane on the left side of the screen to navigate through a topic and lesson.



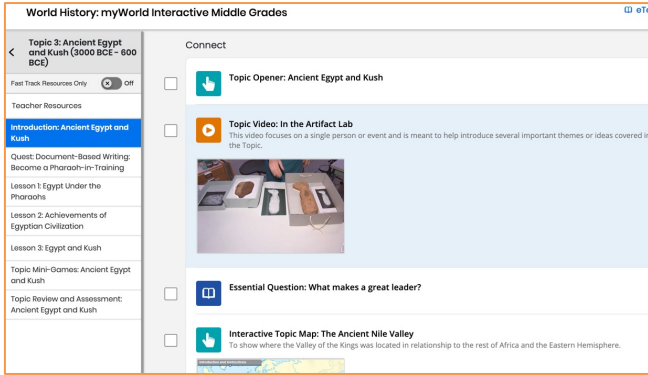
Click *Introduction* to explore:

- Topic Video
- Essential Question
- Interactive Topic Map
- Interactive Topic Timeline
- Connections to Today

Click the Teacher Assistance Panel on the right to see Standards information.

Click *Customize* to easily add content from a variety of sources.

Topic-Level Resources



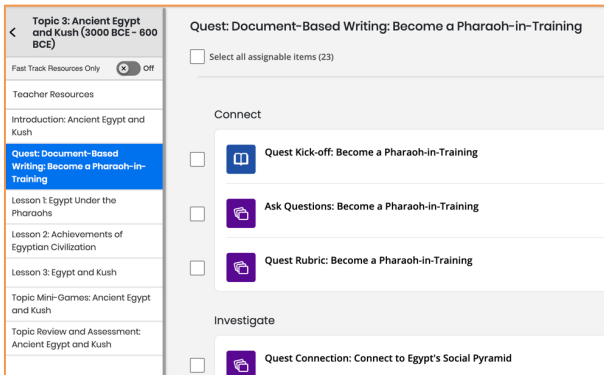
From the Table of Contents, click a topic to explore the following:

Click *Teacher Resources* to locate support.

Topic Introduction

- Topic Opener Activity
- Topic Video
- Essential Question
- Interactive Map and Timeline
- Fillable Active Journal
- Connections to Today

Quest Resources

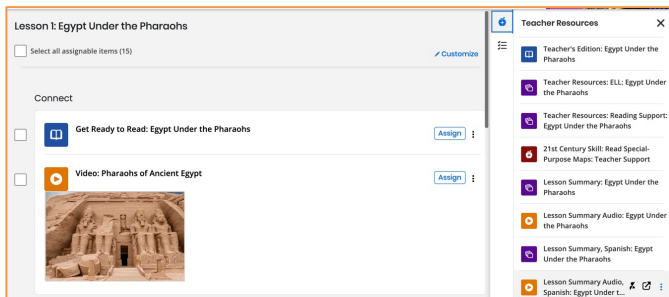


From a topic, click the *Quest* folder.

Explore:

- Quest Kickoff
- Rubric
- Quest Connections
- Primary Sources

Teacher Resources



In any lesson, click the *apple icon* in the right corner to show teacher resources.

Click the 3 lines with the checkmarks to find standards.

Lesson-Level Resources

World History: myWorld Interactive Middle Grades

Topic 3: Ancient Egypt and Kush (3000 BCE – 800 BCE)

Fast Track Resources Only Off

Teacher Resources

Introduction: Ancient Egypt and Kush

Quest: Document-Based Writing: Become a Pharaoh-in-Training

Lesson 1: Egypt Under the Pharaohs

Lesson 2: Achievements of Egyptian Civilization

Lesson 3: Egypt and Kush

Topic Mini-Games: Ancient Egypt and Kush

Topic Review and Assessment: Ancient Egypt and Kush

Connect

Get Ready to Read: Egypt Under the Pharaohs

Video: Pharaohs of Ancient Egypt

Investigate

Lesson 1 eText: Egypt Under the Pharaohs

Quick Activity: How Did Ancient Egyptians View Their Pharaohs?

World History: myWorld Interactive Middle Grades

Topic 3: Ancient Egypt and Kush (3000 BCE – 800 BCE)

Fast Track Resources Only Off

Teacher Resources

Introduction: Ancient Egypt and Kush

Quest: Document-Based Writing: Become a Pharaoh-in-Training

Lesson 1: Egypt Under the Pharaohs

Lesson 2: Achievements of Egyptian Civilization

Lesson 3: Egypt and Kush

Topic Mini-Games: Ancient Egypt and Kush

Topic Review and Assessment: Ancient Egypt and Kush

Investigate

Lesson 1 eText: Egypt Under the Pharaohs

Quick Activity: How Did Ancient Egyptians View Their Pharaohs?

Interactive Gallery: Egyptian Religion
To identify different ways religion had an impact on ancient Egypt.

Analysis Skill: Identify Physical and Cultural Features

21st Century Skill: Read Special-Purpose Maps: Video
A video that provides an example to students of how to use the skill.

From the topic-level, select a lesson to explore the following:

- Connect:
 - Get Ready to Read
 - Lesson Video
- Investigate
 - Lesson eText link
 - Quick Activity (not in every lesson)
 - Interactivities (Map, Gallery, 3-D Model)
 - Primary Source
- Synthesize:
 - Lesson Check
 - 21st Century Skill
- Demonstrate:
 - Online Lesson Quiz
 - Printable Lesson Quiz
 - Spanish Lesson Quiz

Click the *apple icon* to review Teacher resources, such as answer keys and support materials.

How to Create an Assignment

Create assignment

1 Details 2 Settings 3 Students 4 Review

Step 1: Add assignment details

Title
Video: Pharaohs of Ancient Egypt

Start date
09/17/2025

Due date
mm/dd/yyyy

Set start and end times

Student instructions (optional)

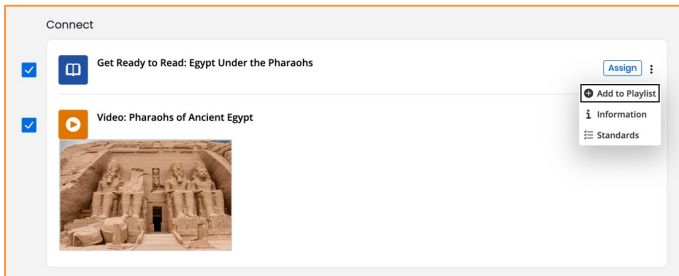
Cancel Back Next

Within a topic or lesson, check the box next to the desired content or check *Select all* assignable content, then *Assign Selected*.

In the *Create Assignment* box, complete the following steps:

- Enter the Start and Due dates
- Set a start and end time
- Add any instructions in the Instructions box
- Enter a class, group or student name; select from the options that appear.
- Review your selections and click *Assign*

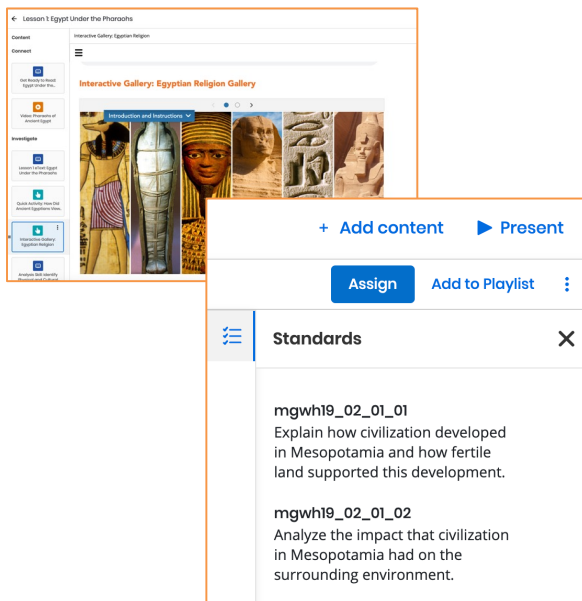
How to Create a Playlist



From a topic or lesson check the boxes next to the desired content. Click *Add to Playlist*.

Then click *Create New Playlist*. Type a title and description, then click *Create Playlist*.

Teacher Planning and Presenter View



Click on any item to open the *Teacher Planning and Presenter View*.

- On the left side, in the slide-sorter view, find activities for the lesson.
- In the middle, preview the activity.
- On the right, find the standards and *Teacher Resources*.
- Click *Add Content* to upload customized content to a lesson.
- Click *Present* in the upper right to display the lesson components.

Slide Sorter



In slide-sorter view, use the lines on the left to drag and drop the lesson elements to rearrange order of content.

Click the 3 dots on the right to hide any content.

At the lesson level, click *Customize* to add personalized content and links from a variety of sources

This screenshot shows the 'Experience Voices and Views' section. On the left is a navigation menu with options: Topic 16: Global Convergence (1415 - 1783), Topic 17: Absolutism and Enlightenment (1616-1796), Topic 18: A Revolutionary Era (1770-1814), Topic 19: The Modern World (1814-present), Active Journal, Experience Voices and Views (highlighted), Social Studies Core Concepts, Interactive Primary Sources, 21st Century Skills Tutorials, and Social Studies Reference Center. The main content area lists five resources, each with a document icon: 'Voices and Views: American Patriotism and Government', 'Voices and Views: Asian American and Pacific Islander History', 'Voices and Views: Black History', 'Voices and Views: Civics Education', and 'Voices and Views: Commemorative Dates'.

This screenshot shows the 'History Core Concepts' section. The left navigation menu includes: Social Studies Core Concepts (highlighted), Culture Core Concepts, Economics Core Concepts, Geography Core Concepts, History Core Concepts (highlighted), Government and Civics Core Concepts, and Personal Finance Core Concepts. The main content area is titled 'History Core Concepts' and includes a checkbox for 'Select all assignable items (6)'. Below are five resources with document icons: 'History Core Concepts: How Do Historians Study History?', 'History Core Concepts: Measuring Time', 'History Core Concepts: Historical Sources', and 'History Core Concepts: Archaeology and Other Sources'.

This screenshot shows the 'Analyze Cause and Effect' section. The left navigation menu includes: 21st Century Skills Tutorials (highlighted), Identify Main Ideas and Details, Set a Purpose for Reading, Use Context Clues, Analyze Cause and Effect (highlighted), Categorize, Compare and Contrast, Draw Conclusions, and Draw Inferences. The main content area is titled 'Analyze Cause and Effect' and includes a checkbox for 'Select all assignable items (3)'. Below are three resources: '21st Century Skill: Analyze Cause and Effect: Video' (with a video icon and description: 'A video that provides an example to students of how to use the skill'), '21st Century Skill: Analyze Cause and Effect: Quick Reference' (with a document icon and description: 'Steps to help the student to implement the skill'), and '21st Century Skill: Analyze Cause and Effect: Assessment' (with a checkmark icon and description: 'An assessment that provides students the chance to practice the skill').

This screenshot shows the 'Social Studies Reference Center' section. The left navigation menu includes: Social Studies Reference Center (highlighted), Atlas, Biographies, Constitution Day Resources, Graphic Organizers, Hip Hop Songs, Landmark Supreme Court Cases, Presidents of the United States, Rubrics, Supreme Court Glossary, U.S. Constitution, and Libro del estudiante accesible Historia mundial: miMundo interactivo.

Within the *Table of Contents* at the end of all the topics, you will find the following resources:

Experience Voices and Views

- an overview of the topic
- Discussion Questions
- Links to Resources

Social Studies Core Concepts

- Culture Core Concepts
- Economics Core Concepts
- Geography Core Concepts
- History Core Concepts
- Government and Civics Concepts
- Personal Finance Core Concepts

Interactive Primary Sources

21st Century Skills

- Video
- Quick Reference
- Assessment

Social Studies Reference Center

- Biographies
- Graphic Organizers
- Hip Hop SONGs
- Landmark Supreme Court Cases
- Presidents of the United States
- Rubrics
- Supreme Court Glossary
- U.S. Constitution