Digital Path
Topic/Lesson Resources

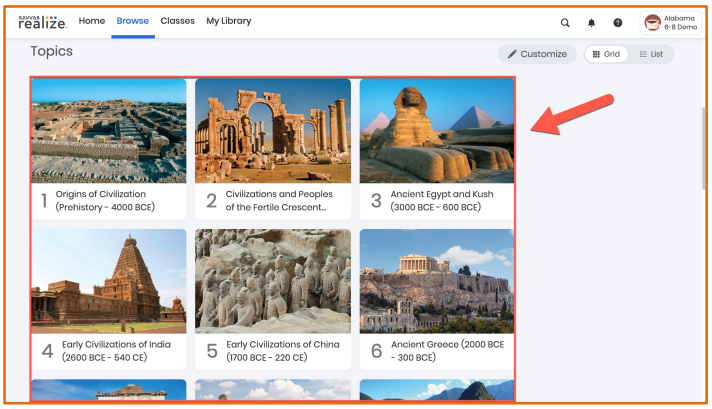

Use the Table on Contents menu in the center of the screen to navigate through a topic and lesson.

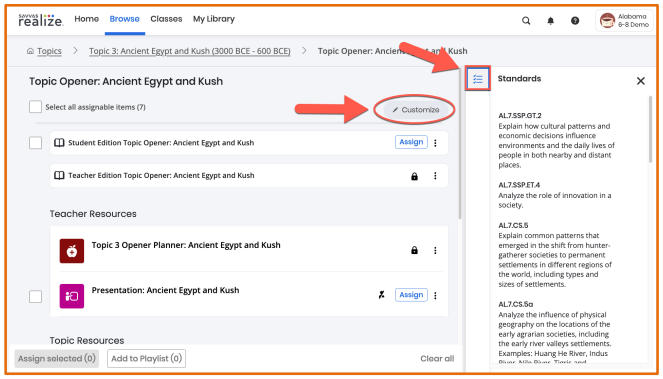

Click *Topic Opener* to explore:

- Topic Video
- Essential Question
- Interactive Topic Map
- Interactive Topic Timeline

Click the Teacher Assistance Panel on the right to see Standards information.

Click *Customize* to easily add content from a variety of sources.

Copyright © 2027 Savvas Learning Company LLC All Rights Reserved.

Topic-Level Resources

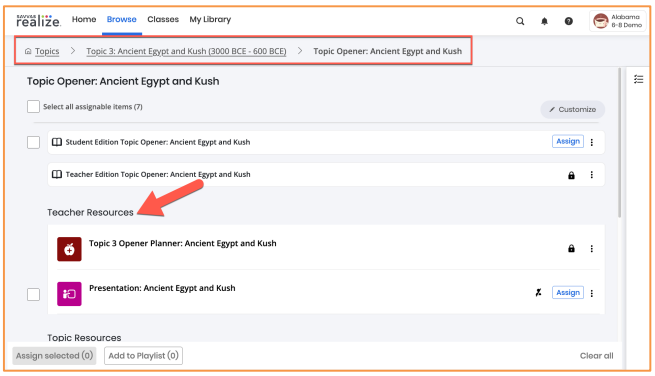

From the Table of Contents, click a topic to explore the following:

View *Teacher Resources* to locate support.

- Topic Opener Planner
- Topic Presentation

Quest Resources

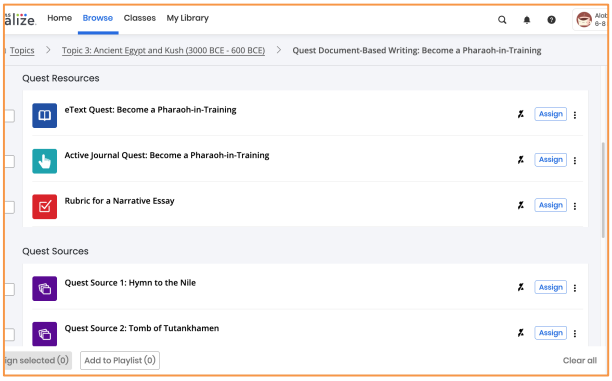

From a topic, click the *Quest* folder.

Explore:

- Quest Kickoff
- Rubric
- Quest Connections
- Primary Sources

Teacher Resources

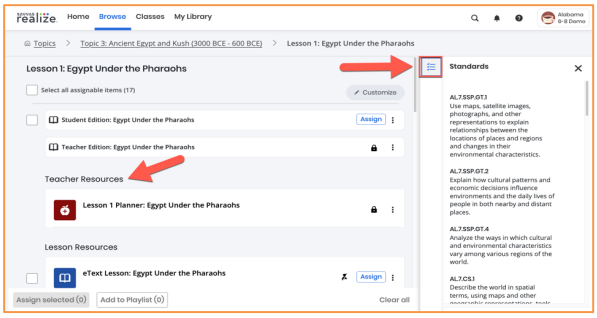

In any lesson, view *Teacher Resources* to locate support.

Click the 3 lines with the checkmarks to find standards.

Copyright © 2027 Savvas Learning Company LLC All Rights Reserved.

Lesson-Level Resources

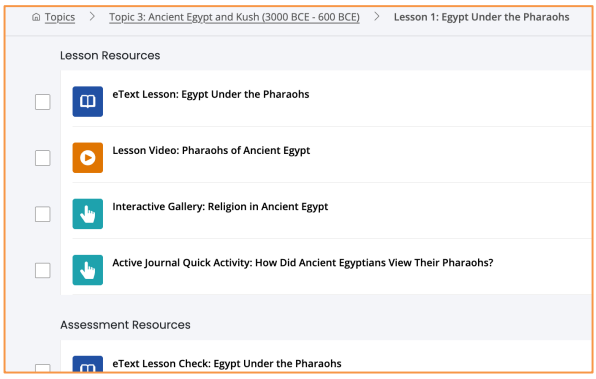

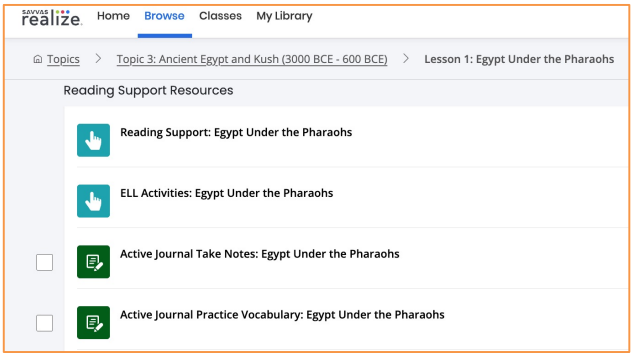

From the topic-level, select a lesson to explore the following:

- Connect:
  - Get Ready to Read
  - Lesson Video
- Investigate
  - Lesson eText link
  - Quick Activity (not in every lesson)
  - Interactivities (Map, Gallery,3-D Model)
  - Primary Source
- Synthesize:
  - Lesson Check
  - 21st Century Skill
- Demonstrate:
  - Online Lesson Quiz
  - Printable Lesson Quiz
  - Spanish Lesson Quiz

Review Teacher resources, such as answer keys and support materials, at the top of the page.

How to Create an Assignment

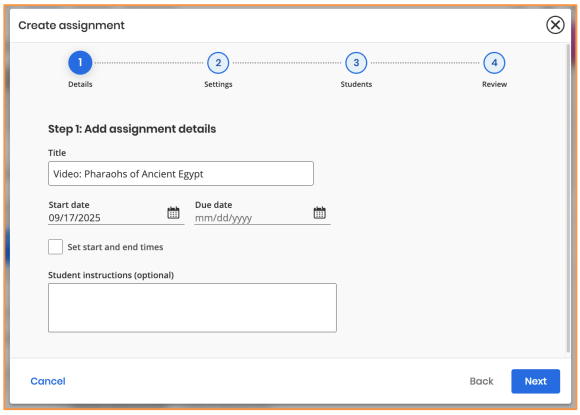

Within a topic or lesson, check the box next to the desired content or check *Select all* assignable content, then *Assign Selected*.

In the *Create Assignment* box, complete the following steps:

- Enter the Start and Due dates
- Set a start and end time and student time of day access
- Add any instructions in the Instructions box
- Enter a class, group or student name; select from the options that appear.
- Review your selections and click *Assign*

Copyright © 2027 Savvas Learning Company LLC All Rights Reserved.

How to Create a Playlist

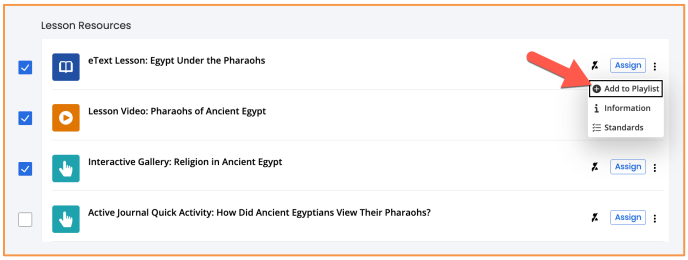

From a topic or lesson check the boxes next to the desired content. Click *Add to Playlist*.

Then click *Create New Playlist*. Type a title and description, then click *Create Playlist*.

Teacher Planning and Presenter View

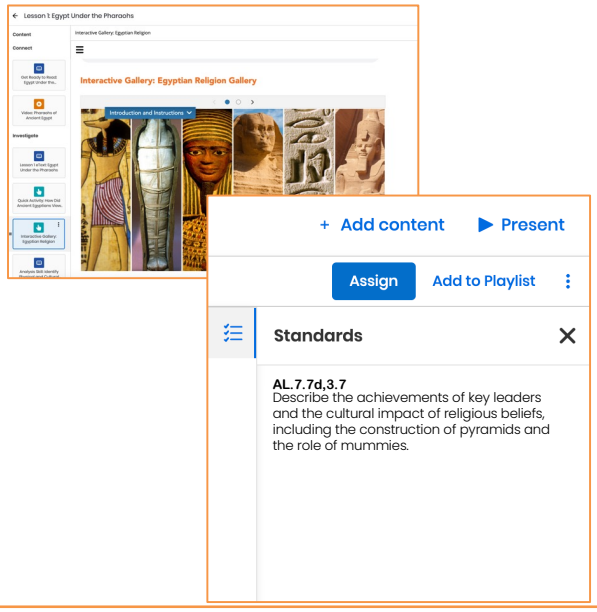

Click on any item to open the *Teacher Planning and Presenter View*.

- On the left side, in the slide-sorter view, find activities for the lesson.
- In the middle, preview the activity.

- On the right, find the standards and *Teacher Resources*.
- Click *Add Content* to upload customized content to a lesson.
- Click *Present* in the upper right to display the lesson components.

Slide Sorter



In slide-sorter view, use the lines on the left to drag and drop the lesson elements to rearrange order of content.

Click the 3 dots on the right to hide any content.

At the lesson level, click *Customize* to add personalized content and links from a variety of sources

Copyright © 2027 Savvas Learning Company LLC All Rights Reserved.

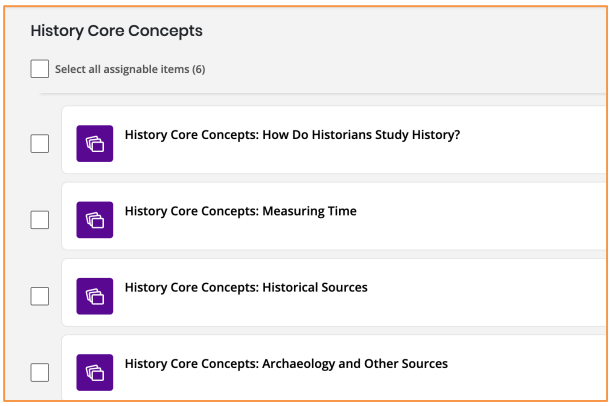

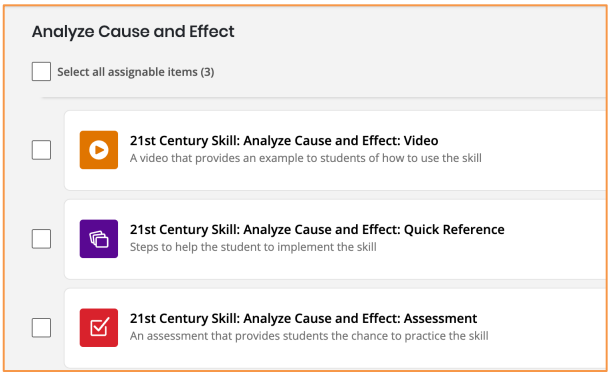

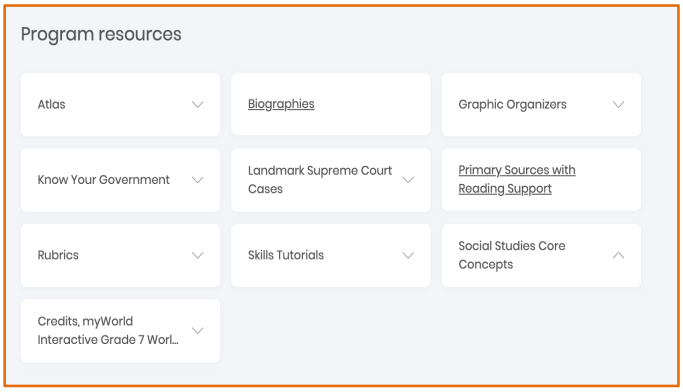

Within the *Table of Contents* at the end of all the topics, you will find the following resources:

Social Studies Core Concepts

- Culture Core Concepts
- Economics Core Concepts
- Geography Core Concepts
- History Core Concepts
- Government and Civics Concepts
- Personal Finance Core Concepts

Interactive Primary Sources

21st Century Skills

- Video
- Quick Reference
- Assessment

Additional Social Studies Program Resources

- Biographies
- Graphic Organizers
- Landmark Supreme Court Cases
- Presidents of the United States
- Rubrics
- Supreme Court Glossary
- U.S Constitution

Copyright © 2027 Savvas Learning Company LLC All Rights Reserved.