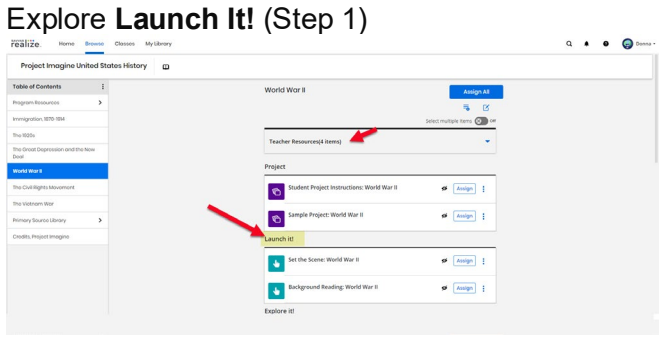
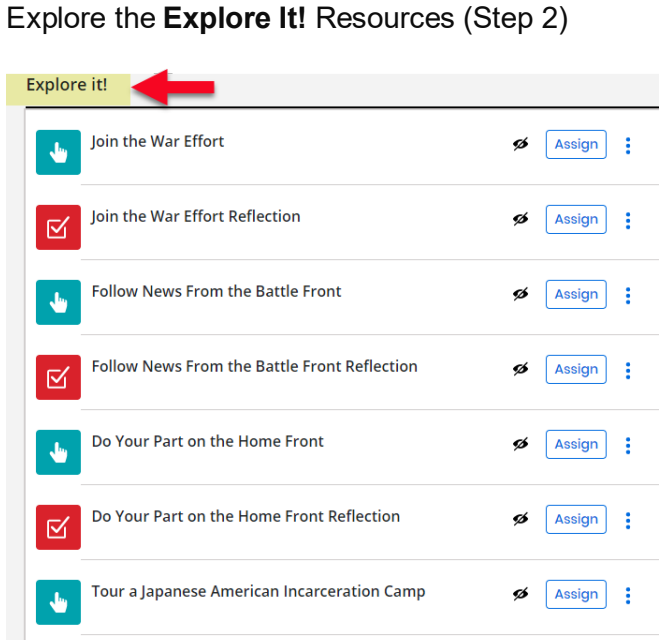
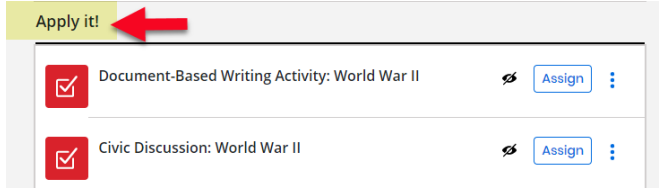


Digital Path: Three-Part Learning Model Walk-through

Not sure how to access Project Imagine resources for the three-part learning model?
Follow the path to learn how!

Navigate Launch It! Resources	Click to Discover
<p>Explore Launch It! (Step 1)</p> 	<p>From the Table of Contents, click a module and scroll to the Launch It! section to explore the following:</p> <ul style="list-style-type: none"> • Set the Scene <ul style="list-style-type: none"> ○ Watch the video ○ Review the guiding questions ○ Study the map/timeline • Background Reading <ul style="list-style-type: none"> ○ Review the reading passage ○ Review the guiding questions • Teacher Resources (drop-down menu) <ul style="list-style-type: none"> ○ Lesson Plans and Answers ○ Module at a Glance ○ Sources at a Glance ○ Student Handouts
Navigate Explore It! Resources	Click to Discover
<p>Explore the Explore It! Resources (Step 2)</p> 	<p>From the Explore It! section, click to explore the following types of immersive activities (vary per module):</p> <ul style="list-style-type: none"> Decision Tree immersive activity 360° Exploration immersive activity Interactive Map immersive activity Role Play immersive activity Opinion Poll immersive activity Museum Gallery Reflection notebook (This is the assessment for each immersive activity.)

Navigate Apply It! Resources	Click to Discover
<p>Explore the Apply It! Resources (Step 3)</p> 	<p>From the Apply It! section, click the following:</p> <ul style="list-style-type: none"> • Document-Based Writing Activity • Civic Discussion