
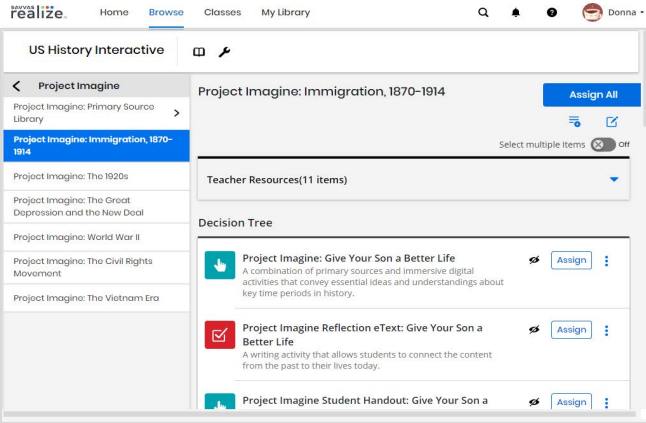
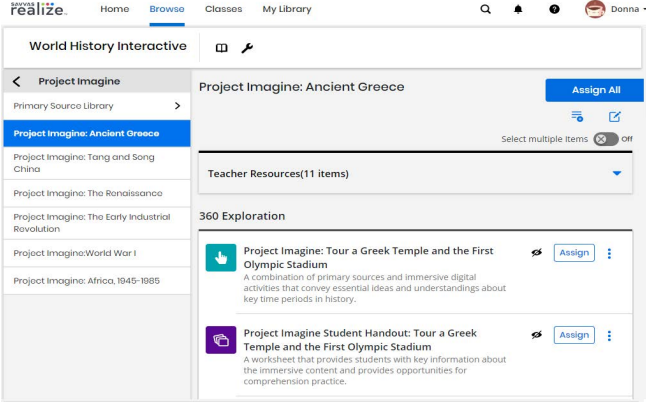
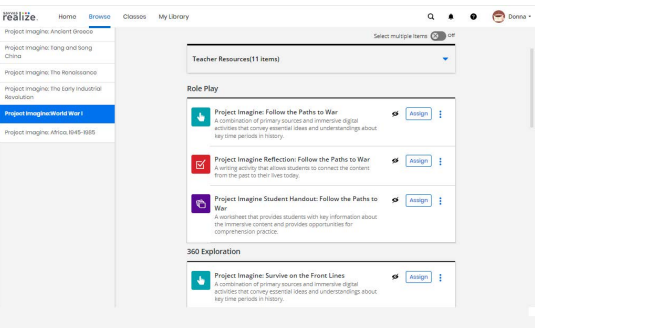





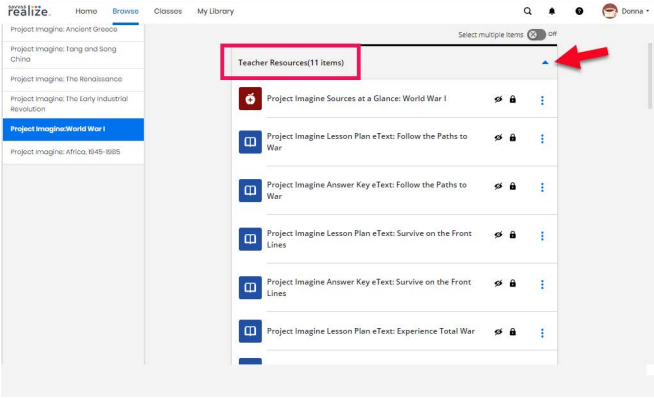
Digital Path—Explore Project Imagine Resources

Not sure how to access Project Imagine™ resources for US History and World History Interactive programs?
Follow this path to learn how!



Navigate Project Imagine Resources	Click to Discover
<p>Explore the Project Imagine folder resources</p>  	<p>From the Table of Contents, scroll down to the Project Imagine folder. Select the following to explore:</p> <ul style="list-style-type: none"> ● Project Imagine: Primary Source Library (organized by modules) ● US History Interactive Available Modules include: <ul style="list-style-type: none"> ○ Immigration, 1870-1914 ○ The 1920s ○ The Great Depression and the New Deal ○ World War II ○ The Civil Rights Movement ○ The Vietnam Era ● World History Interactive Available Modules <ul style="list-style-type: none"> ○ Greece ○ China ○ Renaissance ○ Industrial Revolution ○ World War 1 ○ Africa
Navigate a Project Imagine Module Folder	Click to Discover
<p>Explore a module and available support</p> 	<p>From a Project Imagine module folder, click to explore one of the following immersive activities and accompanying support materials:</p> <div style="display: flex; align-items: center;">  <div style="margin-left: 10px;"> <p>Role Play</p> <ul style="list-style-type: none"> ● Immersive activity ● Reflection eText ● Student Handout </div> </div> <div style="display: flex; align-items: center; margin-top: 10px;">  </div> <div style="display: flex; align-items: center; margin-top: 10px;">  </div>

	<div data-bbox="852 212 984 296"> </div> <div data-bbox="1003 222 1230 256"> <p>360° Exploration</p> </div> <div data-bbox="1052 268 1328 380"> <ul style="list-style-type: none"> ● immersive activity ● Reflection eText ● Student Handout </div> <div data-bbox="852 306 984 390"> </div> <div data-bbox="852 401 984 485"> </div> <div data-bbox="852 548 984 632"> </div> <div data-bbox="1003 552 1406 585"> <p>Interactive Map and Timeline</p> </div> <div data-bbox="1052 594 1328 705"> <ul style="list-style-type: none"> ● Immersive activity ● Reflection eText ● Student Handout </div> <div data-bbox="852 642 984 726"> </div> <div data-bbox="852 737 984 821"> </div> <div data-bbox="852 884 984 968"> </div> <div data-bbox="1003 884 1195 917"> <p>Decision Tree</p> </div> <div data-bbox="1052 919 1328 1031"> <ul style="list-style-type: none"> ● immersive activity ● Reflection eText ● Student Handout </div> <div data-bbox="852 978 984 1062"> </div> <div data-bbox="852 1073 984 1157"> </div> <div data-bbox="852 1241 984 1325"> </div> <div data-bbox="1003 1241 1175 1274"> <p>Opinion Poll</p> </div> <div data-bbox="1052 1283 1328 1394"> <ul style="list-style-type: none"> ● Immersive activity ● Reflection eText ● Student Handout </div> <div data-bbox="852 1335 984 1419"> </div> <div data-bbox="852 1430 984 1514"> </div> <div data-bbox="852 1566 984 1650"> </div> <div data-bbox="1003 1591 1432 1659"> <p>Museum Mission (World History Interactive only)</p> </div> <div data-bbox="1052 1667 1328 1778"> <ul style="list-style-type: none"> ● Immersive activity ● Reflection eText ● Student Handout </div> <div data-bbox="852 1671 984 1755"> </div> <div data-bbox="852 1766 984 1850"> </div>
--	---

Navigate Teacher Resources	Click to Discover
<p>Explore the Teacher Resources drop-down menu</p>  <p>The screenshot shows the Savvas Learning Company interface. On the left, there is a navigation menu with 'Project Imagine: World War I' selected. The main content area shows a list of resources under the heading 'Teacher Resources (11 items)'. A red arrow points to this heading. The resources listed include 'Project Imagine Sources at a Glance: World War I', 'Project Imagine Lesson Plan eText: Follow the Paths to War', 'Project Imagine Answer Key eText: Follow the Paths to War', 'Project Imagine Lesson Plan eText: Survive on the Front Lines', 'Project Imagine Answer Key eText: Survive on the Front Lines', and 'Project Imagine Lesson Plan eText: Experience Total War'.</p>	<p>From a module folder the Teacher Resources drop-down menu to explore the following</p> <ul style="list-style-type: none"> ○ Lesson Plans and Answers ○ Sources at a Glance