

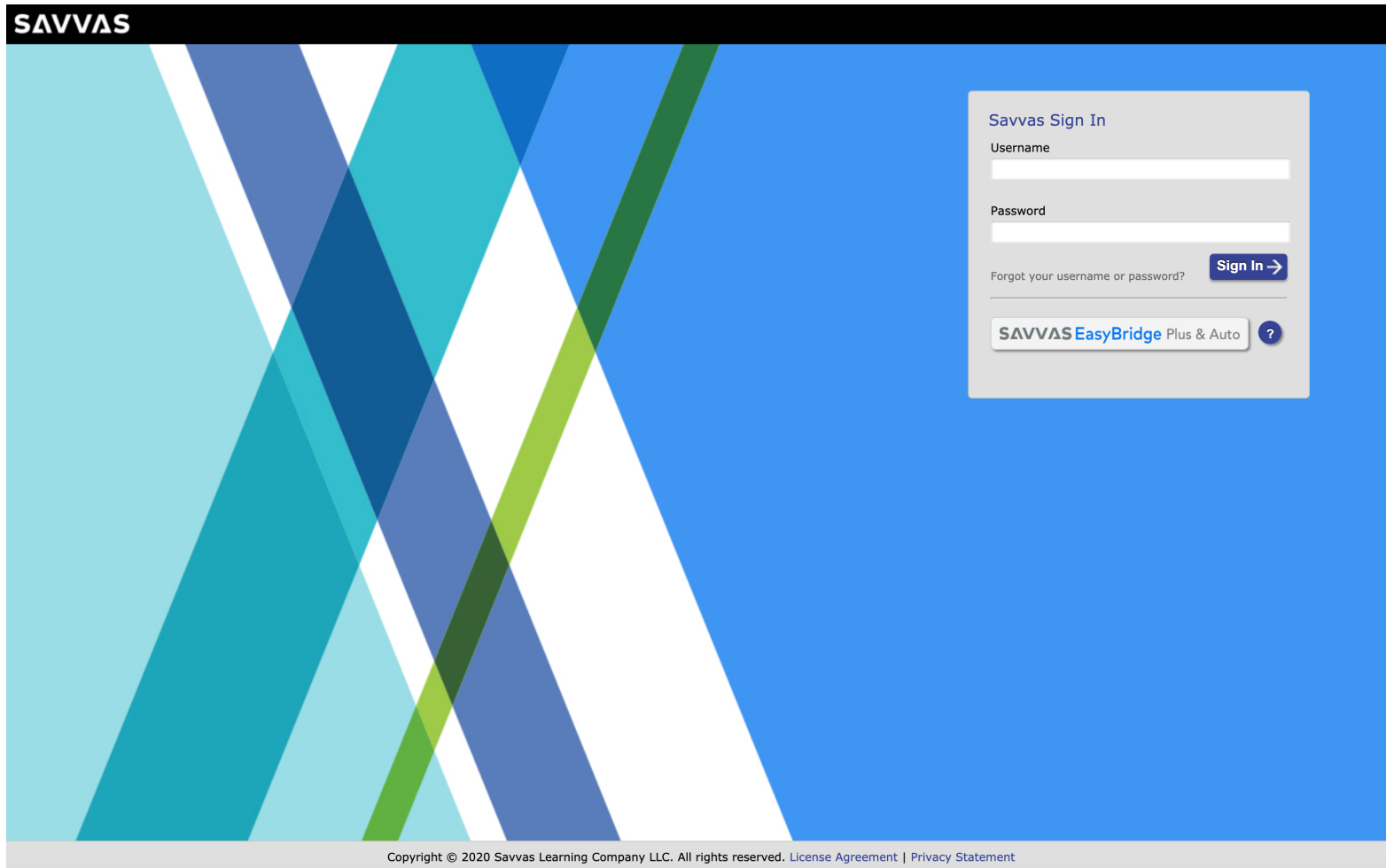


Interactive Music ClickPath

Updated August 2020

Sign In

Go to www.savvasrealize.com
Click “Sign In”



The screenshot shows the Savvas Sign In page. The background is blue with abstract geometric shapes in various shades of blue and green. The Savvas logo is in the top left corner. On the right side, there is a sign-in form with the following elements:

- Savvas Sign In** (title)
- Username** (input field)
- Password** (input field)
- Forgot your username or password?** (link)
- Sign In →** (button)
- SAVVAS EasyBridge Plus & Auto** (button with a question mark icon)

At the bottom of the page, there is a footer: Copyright © 2020 Savvas Learning Company LLC. All rights reserved. License Agreement | Privacy Statement

Sign In

Savvas Sign In

Username

Enter "User Name" provided.

Password

Enter "Password" provided.

Forgot your username or password?

Sign In →

SAVVAS EasyBridge Plus & Auto

?

Programs

Click "Browse"

The screenshot shows the SAVVAS realize™ dashboard interface. At the top, there is a navigation bar with the following items: SAVVAS realize™ logo, BROWSE, CLASSES, DATA, MY LIBRARY, a search icon, a notification bell icon, a help icon with a dropdown arrow, and a user profile icon with a dropdown arrow. Below the navigation bar is a large background image of a wooden pier extending into the ocean at sunset. Three circular buttons are overlaid on this image: a green button with a red border labeled 'Browse', a red button labeled 'Classes', and a blue button labeled 'Data'. Below the image, there are three columns of content. The left column contains two green boxes, each with a music note icon and the number '1', representing 'Interactive Music Grade 1 2016' and 'Interactive Music Grade 1 Sample 2016'. The middle column contains two red boxes with the text 'No new assignments submitted' and 'No new attachments'. The right column contains two blue boxes with the text 'No new test scores' and 'No new student sign ins'. At the bottom of each column, there are links: 'Browse all 28 Programs', 'View all 2 Classes', and 'View all 2 Classes'.

Category	Item 1	Item 2
Programs	Interactive Music Grade 1 2016	Interactive Music Grade 1 Sample 2016
Classes	No new assignments submitted	No new attachments
Data	No new test scores	No new student sign ins

Programs

Select "Grade 4"



Browse All Content



Interactive Music Grade 1
2016



Interactive Music Grade 2
2016



Interactive Music Grade 3
2016



Interactive Music Grade 4
2016



Interactive Music Grade 5
2016



Interactive Music Grade K
2016



Table of Contents

Choose “Thumbnail”
or...

The screenshot shows a user interface for a 'Table of Contents' page. At the top right, there are two view options: 'Thumbnail view' (highlighted with a red box) and 'List view'. Below this is a green header bar with a back arrow and the text 'Table of Contents'. The main content area displays six units of music content, each represented by a colored square with a white icon of a document with lines, and a text label below it. The units are: Unit 1: Elements of Music (purple), Unit 2: Elements of Music (red), Unit 3: Elements of Music (blue), Unit 4: Elements of Music (magenta), Unit 5: Elements of Music (blue), and Unit 6: Elements of Music (orange). Each unit has a right-pointing arrow at the bottom right. To the right of the units is a sidebar with several options: 'Create Content' (with a plus icon and a dropdown arrow), 'Rearrange' (with a plus icon), 'My Content' (with a magnifying glass icon), and 'Teacher Resources' (with a 'T' icon and a dropdown arrow).

Table of Contents

choose “List” view.

The screenshot shows a user interface for a Table of Contents. At the top right, there are two view options: 'Thumbnail view' and 'List view'. The 'List view' button is highlighted with a red border. Below this is a green header bar with a back arrow and the text 'Table of Contents'. The main content area consists of five rows, each representing a unit. Each row has a colored square icon on the left, the unit name in the middle, and a right-pointing chevron. To the right of the rows is a sidebar menu with four items: 'Create Content' (with a plus icon and a dropdown arrow), 'Rearrange' (with a plus and arrows icon), 'My Content' (with a plus icon), and 'Teacher Resources' (with a 'T' icon and a dropdown arrow). The 'List view' button is highlighted with a red border.

View	Thumbnail view	List view
Unit 1: Elements of Music		>
Unit 2: Elements of Music		>
Unit 3: Elements of Music		>
Unit 4: Elements of Music		>
Unit 5: Elements of Music		>

- Create Content
- Rearrange
- My Content
- Teacher Resources

Units

Select “Unit 1” to preview the sequenced lessons.

The screenshot displays a 'Table of Contents' interface with a green header bar. Below the header, there are six unit cards arranged in a 2x3 grid. Each card features a circular icon with a document symbol and a title. The first card, 'Unit 1: Elements of Music', is highlighted with a red border. To the right of the grid is a sidebar with several options: 'Create Content', 'Rearrange', 'My Content', and 'Teacher Resources'. The 'Create Content' and 'Teacher Resources' options have dropdown arrows.

Unit	Color	Title
1	Purple	Unit 1: Elements of Music
2	Red	Unit 2: Elements of Music
3	Blue	Unit 3: Elements of Music
4	Dark Purple	Unit 4: Elements of Music
5	Blue	Unit 5: Elements of Music
6	Orange	Unit 6: Elements of Music

Lessons

Select “Lesson 1” to explore the content.

Unit 1: Elements of Music

Lesson 1: Expression: Tempo

Lesson 2: Rhythm: Meter

Lesson 3: Form: Section Form

Lesson 4: Melody: Pitch & Direction

Lesson 5: Timbre & Tone
Color: Vocal

Lesson 6: Texture & Harmony: Texture

Courses include 36 lessons per grade level.

Lesson Content

Select “Song Teacher Notes” for complete lesson plans.

The screenshot shows a lesson content menu for "Lesson 1: Expression: Tempo". The menu items are:

- Song Teacher Notes: The Old Soft Shoe** (Icon: Document with checkmark) - This item is highlighted with a red box.
- Song Notation (Projectable): The Old Soft Shoe** (Icon: Person at computer) - Includes "Assign" and "Info" options.
- Song Vocal Track: The Old Soft Shoe** (Icon: Speaker) - Includes "Info" option.
- Song Notation (Interactive Performance): The Old Soft Shoe** (Icon: Video camera) - Includes "Info" option.
- Song Notation (Printable): The Old Soft Shoe** (Icon: Document) - Includes "Assign" and "Info" options.
- Song Vocal Track: Oh, Susanna** (Icon: Speaker)

A red arrow points from the red box to a preview of the "Song Teacher Notes" for "The Old Soft Shoe". The preview includes:

- TEACHER NOTES**
- Song Notation**
- The Old Soft Shoe**
- Interactive Learning and Presentation Options:**
 - Song Notation (Interactive Performance)
 - Song Notation (Interactive Practice)
 - Song Notation (Animated)
 - Song Notation (Projectable)
 - Song Notation (Printable)
 - Song Keyboard Accomp. (Interactive)
 - Song Keyboard Accomp. (Printable)
- Audio Options:**
 - Song Vocal Track
 - Song Accompaniment Track
 - Song Vocal Track: Minka (Ukrainian)
 - Song Vocal Track: Minka (English)
 - Song Vocal Track: Bonavist' Harbour, Joe Turner Blues, Puff, the Magic Dragon, Oh, Susanna, Sweet Betsy from Pike, Weevily Wheat
 - Listening Track: Hungarian Dance No. 6
- Elements of Music: Tempo**

Students will identify changes in tempo and analyze the appropriateness of fast, slow, and moderate tempos.





Display Slide 1 of Song Notation (Projectable) and have a volunteer read aloud the information about tap dancing and soft shoe.

ASK What are some percussion instruments that you strike that are made of metal, or have parts that are metal? (triangle; tambourine; cowbell, and so forth)

Discuss with students how the metal taps on tap shoes make their sounds, guiding them to understand that when a dancer's foot strikes the floor, it is like

Lesson Content

Lesson 1: Expression: Tempo

-  **Song Teacher Notes: The Old Soft Shoe**
Info
-  **Song Notation (Projectable): The Old Soft Shoe**
Assign Info
-  **Song Vocal Track: The Old Soft Shoe**
Info
-  **Song Notation (Interactive Performance): The Old Soft Shoe**
Info

▼ CONTROLS RESET

MASTER VOLUME |||

▶ ▶

Key F Tempo 104

▼ DIGITAL MIXER

Tracking ●

Vocals ●

▼ NAVI

Int Vocal 1

Side Vocal 2

Cal Coda

PRINT 

The Old Soft Shoe

Words and Music by Sally K. Albrecht and Jay Althoff

♩ = 104



real - ly love to sing it: the old soft shoe.

© 2009 Alfred Music Publishing Co., Inc.
All Rights Reserved. Used by Permission.
Online Learning Exchange Interactive Music, powered by Silver Burdett published with Alfred Music Publishing Co., Inc.
Copyright © Pearson Education, Inc., or its affiliates. All Rights Reserved.

Select “Song Notation (Interactive Performance)” to try the Interactive notation.

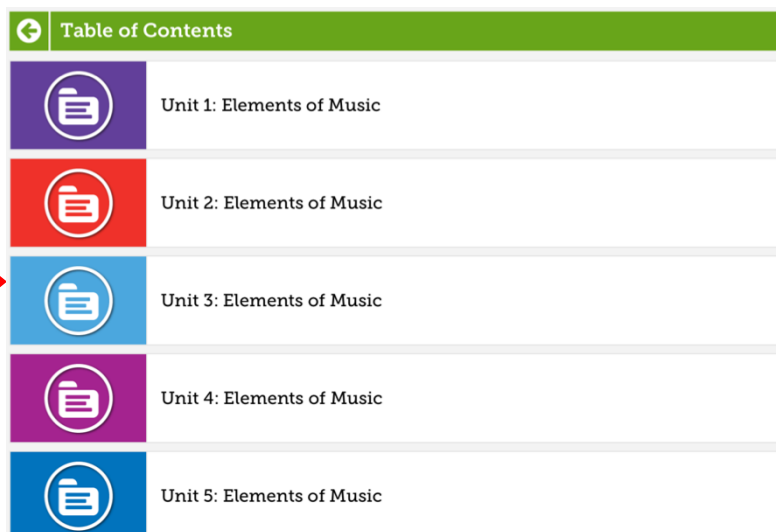

Navigation

Click the back arrow to return to the Table of Contents.






1. Click the arrow to return to Unit 1.



2. Click the arrow to return to the Table of Contents.



A vertical menu with a green header bar containing a white back arrow icon and the text "Table of Contents". Below the header are five items, each with a document icon and text:





Table of Contents	
	Unit 1: Elements of Music
	Unit 2: Elements of Music
	Unit 3: Elements of Music
	Unit 4: Elements of Music
	Unit 5: Elements of Music

Activity Packets

Select “Activity Packets” for song-based lessons.

Thumbnail view | List view







← Table of Contents

	Unit 5: Elements of Music >	<ul style="list-style-type: none">+ Create Content
	Unit 6: Elements of Music >	<ul style="list-style-type: none">+ Rearrange
	Activity Packets: Song-Based Lessons >	<ul style="list-style-type: none">• View Original
	🔗 Careers in the Arts >	<ul style="list-style-type: none">⊕ My Content
		<ul style="list-style-type: none">T Teacher Resources

Activity Packets







Review the 75
song-based lessons.

Activity Packets: Song-Based Lessons

 African Rhythm, The Options >	 Al quebrar la piñata (Piñata Song) Options >	 Ala Da'lona Options >
 America, the Beautiful Options >	 Bard of Armagh, The Options >	 Beriozka (The Birch Tree) Options >

Activity Packets

Scroll and Select Sweet Betsy from Pike.

 Sweet Betsy from Pike ⚙ Options ▼ >	 Texas, Our Texas ⚙ Options ▼ >	 There's a Little Bit of Everything in Texas ⚙ Options ▼ >
 Together Wherever We Go	 Twist, Twist, Twist and Shout	 Wade in the Water

Activity Packets

Click an icon to explore the different types of content.

Content with hot pink icons can even be assigned to students!

Sweet Betsy from Pike

	🔒 Song Vocal Track: Sweet Betsy from Pike Info
	🔒 Song Accompaniment Track: Sweet Betsy from Pike Info
	Song Notation (Printable): Sweet Betsy from Pike Assign Info
	Song Notation (Projectable): Sweet Betsy from Pike Assign Info
	Song Notation (Animated): Sweet Betsy from Pike Assign Info
	🔒 Song Notation (Interactive Practice): Sweet Betsy from Pike Info
	🔒 Song Notation (Interactive Performance): Sweet Betsy from Pike Info
	Song Keyboard Accomp. (Printable): Sweet Betsy from Pike Assign Info
	🔒 Song Keyboard Accomp. (Interactive): Sweet Betsy from Pike

Interactive Activities

Samples of some of the content in this lesson.

ENRICHMENT ACTIVITY

Sweet Betsy from Pike

?

PLAY-ALONG

Fingering Chart

Sweet Betsy from Pike

Recorder Countermelody

PHRASE 1

PHRASE 3

PHRASE 4

G

?

LR

Explore

From the Table of Contents use the back arrow to return to the program page and explore other grade levels.

Table of Contents

- Unit 1: Elements of Music
- Unit 2: Elements of Music
- Unit 3: Elements of Music
- Unit 4: Elements of Music

Browse All Content

	1 MUSIC Interactive Music Grade 1 2016 ☆	2 MUSIC Interactive Music Grade 2 2016 ☆	3 MUSIC Interactive Music Grade 3 2016 ☆
4 MUSIC Interactive Music Grade 4 2016 ☆	5 MUSIC Interactive Music Grade 5 2016 ☆	K MUSIC Interactive Music Grade K 2016 ☆	



Next-Generation Learning

Thank you for your review of Interactive Music

Contact Info: Shirley Lacroix
shirley.lacroix@Savvas.com | 1.400.440.6667

Savvas.com